

The High-Security Series

HS427-S | HS430-S | HS439-S | HS448-S

Full-Height Turnstile (Single) | Interior & Exterior Application

The most reliable full-height turnstiles available. The High-Security Series units can be engineered to meet all your security and control requirements, and can be created as stand-alone units, or as part of an integrated system. Available in stainless steel (304 or 316), carbon steel with powder coating, or hot-dipped galvanized finish. These units can be fitted for any application with leading edge technology and features.

Controls and Interfaces

- Biometric Integration
- Fail-Open or Fail-Secure Locking
- Card Readers
- Push-Button and Wireless Remotes
- Electronic/LCD Counters
- Manual Key Override – both directions
- Metal Detection
- Indicator Lights



Shown with matching HS336 Full Height Gate




Size Options

(pedestrian clearance):

- HS427-S: 27" (686mm)
- HS430-S: 30" (782mm)
- HS439-S: 39" (991mm)
- HS448-S: 48" (1219mm)

304 Stainless,
No. 4 Satin finish (shown)

Also available in
hot-dipped galvanized
or powder coat finishes.
(photo below)



Optional black or
safety orange end caps
available for galvanized
units. (photos below)



	Depth	Width	Passage Width	Passage Height	Overall Height
	A*	B*	C*	D*	E*
HS427-S	57" 1448mm	62" 1575mm	27" 686mm	84" 2134mm	91" 2311mm
HS430-S	59.1" 1501mm	66" 1676mm	30" 762mm	84" 2134mm	91" 2311mm
HS439-S	75.4" 1915mm	84" 2134mm	39" 990mm	84" 2134mm	91" 2311mm
HS448-S	95.8" 2433mm	106" 2692mm	48" 1219mm	84" 2134mm	91" 2311mm

* See CAD drawings on reverse side.

We're the #1 Choice of Top Architects, Security Pros and Engineers

For two decades, www.TURNSTILES.us has been the globally trusted name in pedestrian control equipment. Made in Ohio and shipped worldwide, we are the first choice of leading architects, facility managers, security consultants and engineers. Whether your project requires high security full-height turnstiles, waist-high units, or matching ADA accessible gates, www.TURNSTILES.us is the secure choice. And, we're experienced in access control systems, from card readers to biometric scanning, to give you the power to control access.

The High-Security Series

HS427-S | HS430-S | HS439-S | HS448-S

Full-Height Turnstile (Single) | Interior & Exterior Application

Applications:

Ideal for controlling orderly flow of foot traffic in both indoor and outdoor settings

Design & Construction:

- Designed for secure operation with aesthetics in mind
- Featuring fully welded exterior components
- Minimal exposed stainless steel hardware
- Heavy gauge materials meeting ASTM standards

Measures:

HS427-S

Size of opening (pedestrian clearance)

HS427-S 27" (686mm)

Arm and Barrier Tubing Sizes

1 1/2" diameter 14 gauge (38mm) - Standard

1 3/4" diameter 14 gauge (44mm) - Optional

Width	Depth
62" (1575mm)	57" (1448mm)

HS430-S

Size of opening (pedestrian clearance)

HS430-S 30" (762mm)

Arm and Barrier Tubing Sizes

1 1/2" diameter 14 gauge (38mm) - Standard

1 3/4" diameter 14 gauge (44mm) - Optional

Width	Depth
66" (1676mm)	59.1" (1501mm)

HS439-S

Size of opening (pedestrian clearance)

HS439-S 39" (991mm)

Arm and Barrier Tubing Sizes

1 3/4" diameter 14 gauge (44mm)

Width	Depth
84" (2134mm)	75.4" (1915mm)

HS448-S

Size of opening (pedestrian clearance)

HS448-S 48" (1219mm)

Arm and Barrier Tubing Sizes

1 3/4" diameter 14 gauge (44mm)

Width	Depth
106" (2692mm)	95.8" (2433mm)

All models:

- Overall exterior height 91" (2311mm)
- Pedestrian walk through height 84" (2134mm)

Available Finishes:

- Hot dipped galvanized carbon steel
- Carbon steel with powder coating (standard color is black/ other colors available upon request)
- Our signature 304 stainless steel, No. 4 satin finish, or 316 stainless

Operation:

6500 Series Control Head, featuring:

- Auto-indexing (self-centering) with adjustable hydraulic shock suppression
- Hardened tool steel locking bars, cam and roller assemblies
- Permanently lubricated bearings
- Your choice of manual or electronic control on both directions
- Nearly universal integration to any number of access control systems
- Your choice on each electronic direction of locking or unlocking on power failure

Options:

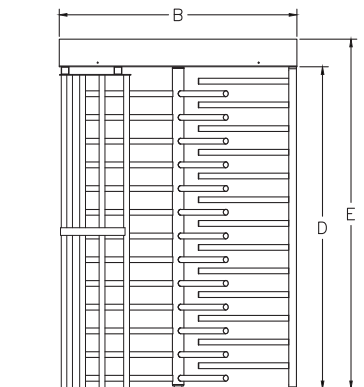
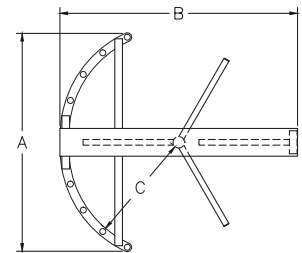
- Card reader mounting plates
- Daylight visible indicator lights
- Bi-directional key overrides
- Lockout bar (padlock not included)
- Decorative arm caps (for galvanized unit)
- Stainless steel overhead full canopy
- Half canopy (covers passageway)
- 8 digit key resettable LCD counter with seven year lithium battery
- Cold weather package, including thermostat controlled heater and insulated mainframe
- Metal detection
- Push button and wireless remotes
- Heel guard arm covers
- Hinged or split covers (for tight clearance installations)
- Additional options available upon request

Warranty:

Units are warranted against defects in materials and workmanship for a period of one year from date of delivery. See warranty information for specific details.

Matching Swing Gate available

(see model HS336 Manual Passage Gate information)



Dimensions are approximate.

Electrical Specifications:

Input Voltage: 100-240 VAC

Input Current: 1.3 - .55 A

Frequency: 50/60 Hz

Storage Temperature: -4 to 158°F

Operating Temperature: 32 to 122°F (Cold weather package available)

Operating Voltage: 24VDC

Operating Current: 1.2 A (typical)

Standards and Codes:

Austenitic stainless steel: ASTM A240, A249, A276

Hot rolled steel: AISI C-1020, AISI C-1018

Hot dipped galvanizing: ASTM A-143, ASTM A-153-80

Stainless steel fasteners: ASTM A-320

American Welding Society (AWS) Standard D 1.1



The 6500 series control head is certified to conform to UL Standard 325 & UL Subject 2593