

### CANOPY PRODUCTION ORDER

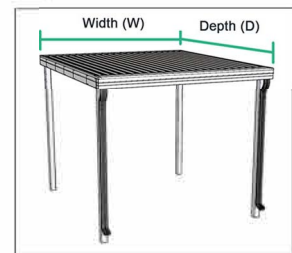
Production begins after all required documents are submitted to:  
[wanita.savage@turnstiles.us](mailto:wanita.savage@turnstiles.us) and [patrick.mcallister@turnstiles.us](mailto:patrick.mcallister@turnstiles.us)

<p>Please fill out an additional order for each different configuration desired. If multiple items are identical, please indicate the quantity.</p> <p>Description:</p> <p>Model #:</p> <p>Quantity: ___ of ___</p> <p>Notes:</p>	<p>Client:</p> <p>Proposal #:</p> <p>Invoice #:</p> <p>*Contact Name:</p> <p>*Contact Phone:</p> <p>*Ship to:</p>
<p>Signature: _____ Date: _____</p> <p><input type="checkbox"/> Approved as marked</p> <p><input type="checkbox"/> Above contact information is correct</p>	

## Style Selection

### 1. Turnstile/Gate Description

What equipment will be beneath the canopy? \_\_\_\_\_



### 2. Dimensions In Feet

Circle One **Width (W)** 8 9 10 11 12 13 14 15 16 17 18 19 20 21 22 23 24

Circle One **Depth (D)** 8 9 10 11 12 13 14 15 16 17 18 19 20 21 22 23 24

### 3. Canopy Type

Select an overall building structure.

- Basic Canopy
- Enclosed Glass Canopy
- Custom Type



Basic Canopy



Enclosed Glass Canopy



Custom Type

### 4. Glass and Frame

Skip to the next step if your canopy does not have glass.

Select a glass wing panel and frame style.

#### a. Wings

- On Front and Back
- Front Only  Back Only  No Wings

#### b. Frame

- Close to the ground
- Raised from the ground



Glass and Frame Variations

### 5. Roof Style

#### a. Slope

- Single Slope
- Peaked Roof
- Other

#### b. Drainage Direction

- to Front (Outside)  Back (Inside)
- Left Side  Right Side



Single Slope



Peaked Roof



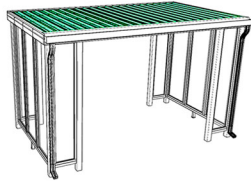
### CANOPY PRODUCTION ORDER

ALL COLORS ARE ENERGY STAR COMPLIANT 

### Color Selection


#### 6. Roof Top

- Color From Box A
- Specify \_\_\_\_\_
- Galvanized Finish




#### 7. Roof Frame

- Color From Box A
- Specify \_\_\_\_\_
- Galvanized Finish



#### 8. Building Frame / Posts

- Color From Box B
- Specify \_\_\_\_\_
- Other RAL Color
- Specify \_\_\_\_\_
- Galvanized Finish



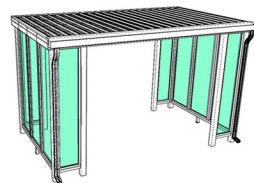
#### 9. Window Frame

- Skip to Step 11 if your canopy doesn't have glass.
- Color from Box C
- Silver
  - Dark Bronze





#### 10. Windows

- Color from Box D
- Clear
  - Bronze
  - Smoke
  - Etching



#### A Standard Roofing Colors

Our roofing colors are 40+ Year Durable, staying vibrant for years to come.





 REGAL WHITE	 BONE WHITE	 SURREY BEIGE	<b>Deep Tone Premium Colors</b>		
 SANDSTONE	 ALMOND	 BUCKSKIN		 REGAL BLUE	
 TERRA COTTA	 SLATE GRAY	 CHARCOAL		 BRITE RED	
 MATTE BLACK	 MEDIUM BRONZE	 DARK BRONZE		 HARTFORD GREEN	
 PATINA GREEN	 EVERGREEN	 MANSARD BROWN		 BRANDYWINE	
 COLONIAL RED	 ROMAN BLUE	 PATRICIAN BRONZE			
<b>Metallic Colors</b>				<b>Other Materials</b>	
 PREWEATHERED GALVALUME	 LEADCOAT	 SILVER METALLIC			 GALVANIZED
 COPPER PENNY METALLIC	 TEXAS SILVER METALLIC	 CHAMPAGNE METALLIC			 POLYCARBONATE

#### B Powder Coating Colors

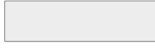



These are a few of the color possibilities for your canopy. We can powder coat in any RAL color, or we can match sample colors that you provide.

 RED TEXTURE T241-RD129	 SAFETY ORANGE 90 GLOSS T009-OG01	 YELLOW 90 GLOSS T009-YL01	 DESIGNER BEIGE 90 GLOSS T009-BG16
 FS 34084 OD GREEN FLAT P000-GN284	 GREEN 60 GLOSS C006-GN03	 BLUE TEXTURE C241-BL210	 FS 25109 BLUE TEXTURE T032-BL04
 STATUARY BRONZE 60 GLOSS T026-BR340	 BRONZE 40 GLOSS P004-BR23	 DESERT SAND FLAT P000-BG631	 BEIGE TEXTURE T241-BG137
 DARK GRAY TEXTURE C241-GR484	 ANSI 61 GRAY 40 GLOSS P004-GR16	 RAL 7042 GREY 80 GLOSS P008-GR21	 SILVER METALLIC 70 GLOSS T357-GR105
 BLACK TEXTURE T241-BK59	 BLACK 40 GLOSS P004-BK02	 FS 27038 BLACK 20 GLOSS T002-BK08	 WHITE 20 GLOSS T002-WH08

#### C Extruded Metal Window Frame Colors

 SILVER	 DARK BRONZE		
---	---	---	---

#### D Window Color

 CLEAR	 BRONZE	 SMOKE	 LOGO ETCHING ON GLASS
--	--	--	--

## CANOPY PRODUCTION ORDER

### More Options

#### 11. Building Options

##### a. Lighting

- Interior LED Lighting
- Exterior Flood Lighting

##### b. Partitions

- Anti-Climbover Barrier Steel
- Anti Climbover Barrier Glass

##### c. Doors

- Glass Door - Single
- Glass Doors - Double
- Auto Sliding Glass Doors

##### d. Climate Control

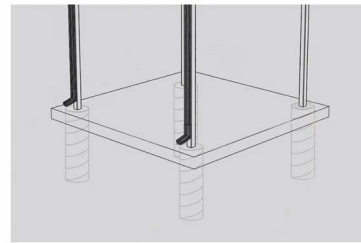
- HVAC Heating and AC
- Traditional Air Curtain
- UVC Light Germicidal Air Curtain

#### 12. Installation

Canopies require a level concrete pad foundation extending beyond the perimeter on all sides at least 6". Posts sink 3 feet down as shown.

Would you like our assistance with any of the following?

- Demolition or removal of existing construction or turnstiles
- Preparation of the concrete pad
- Equipment Installation



Specify any additional information.  
Send photos of the intended installation area for design.  
Please ensure this form is completed then sign and date in the box at the top.



Notes: \_\_\_\_\_  
\_\_\_\_\_  
\_\_\_\_\_  
\_\_\_\_\_

\*Each product is fabricated to order. Lead time, AutoCAD and Engineering requirements TBD. Illustrations and finishes displayed on screen or printed out are representative only and will vary from the actual product appearance. The manufacturer reserves the right to make changes if necessary during fabrication.

Standard Part Colors:  
- Stainless Steel Hardware  
- White Underneath Roof



JOINT VENTURE



www.TURNSTILES.us, Inc.  
DUNS # 181428611  
GSA Contract # GS-07F-92395  
Outlaw Industries, LLC  
DUNS # 081466467  
HubZone Certification # 64753