

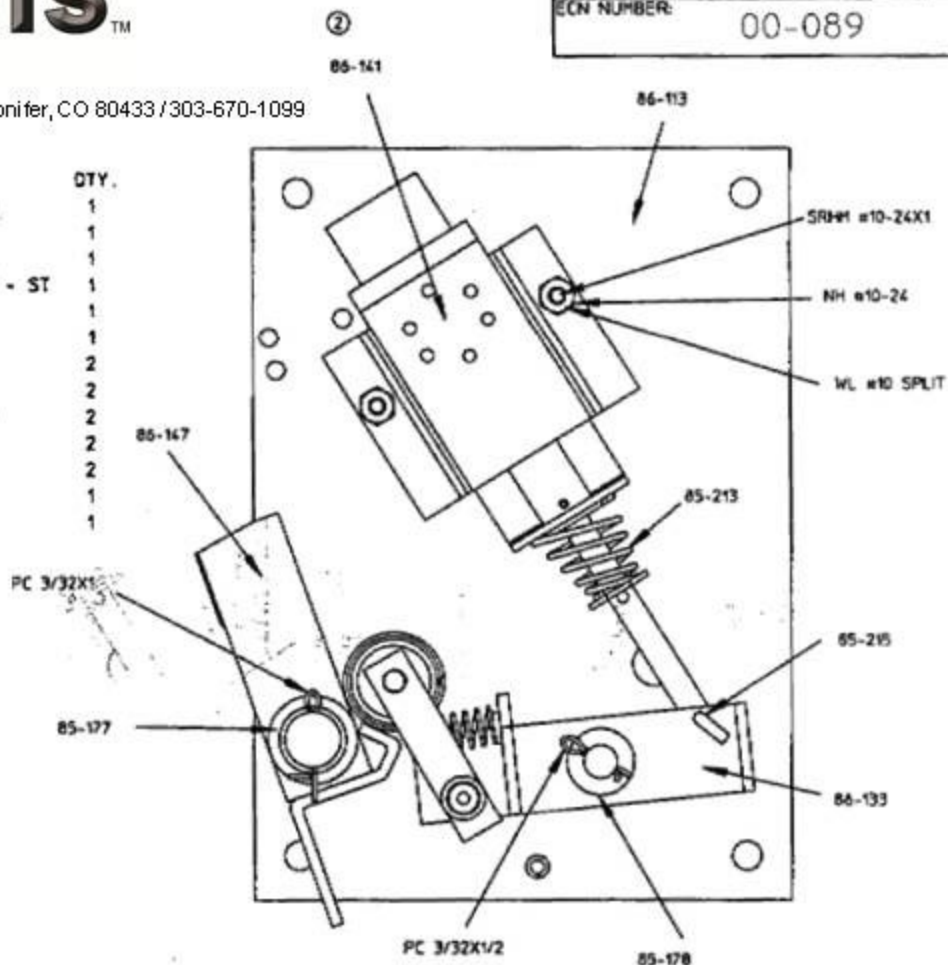


TurnstilePARTS™

www.turnstileparts.com / www.TURNSTILES.us 8641 S. Warhawk Road, Conifer, CO 80433 / 303-670-1099

DRAWING NUMBER:	86-128	REV:	4
ECN NUMBER:	00-089		

P/N	DESCRIPTION	QTY.
④ 85-213	SPRING - COMPRESSION- RETURN - SOLENOID	1
85-215	WIRE - LINKAGE - PIVOT ARM - ST	1
86-113	LOCK PLATE ASSEMBLY - HIGH - LE - ST	1
86-133	PIVOT & ROLLER ARM ASSEMBLY - HIGH - LE - ST	1
86-141	SOLENOID ASSEMBLY	1
③ 86-147	LOCKING BAR ASSEMBLY - ST	1
SRHM#10-24X1	SCREW - MACHINE - PAN - #10 UNC x 1	2
NH#10-24	NUT - MACHINE SCREW - #10 UNC	2
WL#10-SPLIT	WASHER - HELICAL SPRING - REGULAR - #10	2
85-176	WASHER - THRUST - 3/8 x 3/4 x 1/16	2
85-177	WASHER - THRUST - 5/8 x 1 x 1/16	2
PC3/32X1/2	PIN - COTTER - 3/32 x 1/2	1
PC3/32X1	PIN - COTTER - 3/32 x 1	1



CONTROLLED

MATERIAL: *****

FINISH: ****

REVISIONS			
REV	DESCRIPTION	BY	DATE
1	UPDATE HARDWARE PART NUMBER DESIGNATIONS	GVB	02/19/99
2	RE-DRAWN AND ELIMINATED ISOMETRIC VIEWS. 86-141 WAS 86-137	GLS	07/14/99
3	Revised 86-147 Assembly	GVB	03/13/00
4	ADDED 85-213 IDENTIFICATION	CLG	05/22/00

ALL DIMENSIONS ARE IN INCHES UNLESS SPECIFIED	
TOLERANCE UNLESS SPECIFIED	
0.0	± 0.060
0.00	± 0.030
0.000	± 0.015
0.0000	± 0.005
ANGULAR	± 0.5°
DRAWN BY/DATE:	GLS 07/14/99
CHECKED BY/DATE:	GVB 07/14/99

www.TurnstileParts.com

DRAWING TITLE:			
LOCKING MECHANISM ASSEMBLY - HIGH - FAIL-LOCK			
SIZE:	MODEL:	DRAWING NUMBER:	REV:
A	ST	86-128	4

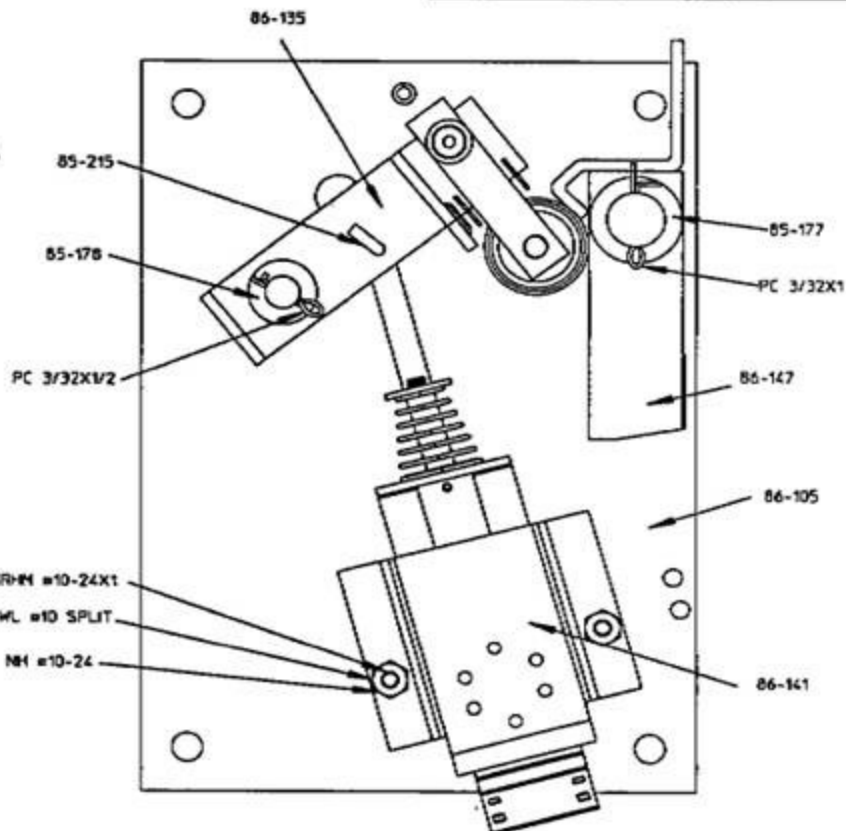
THESE DRAWINGS & SPECIFICATIONS ARE THE PROPERTY OF AND PROPRIETARY TO PHILIPS INDUSTRIES, INC. AND ARE NOT TO BE DISCLOSED, REPRODUCED, COPIED OR USED AS THE BASIS OF MANUFACTURE OR SALE OF APPARATUS AND/OR DEVICES, OR OTHERWISE WITHOUT PHILIPS' PRIOR WRITTEN CONSENT.

SCALE:	ASSEMBLY	SHEET:	1 OF 1
--------	----------	--------	--------



DRAWING NUMBER:	86-130	REV:	2
ECN NUMBER:	00-025		

P/N	DESCRIPTION	QTY.
85-215	WIRE - LINKAGE - PIVOT ARM - ST	1
86-117	LOCK PLATE ASSEMBLY - HIGH - UE - ST	1
86-135	PIVOT & ROLLER ARM ASSEMBLY - HIGH - UE - ST	1
86-141	SOLENOID ASSEMBLY - UE - ST	1
86-147	LOCKING BAR ASSEMBLY - ST	1
SRHM#10-24X1	SCREW - MACHINE - PAN - #10 UNC x 1	2
NH#10-24	NUT - MACHINE SCREW - #10 UNC	2
WL#10 SPLIT	WASHER - HELICAL SPRING - REGULAR - #10	2
85-178	WASHER - THRUST - 3/8 x 3/4 x 1/16	2
85-177	WASHER - THRUST - 5/8 x 1 x 1/16	2
PC3/32X1/2	PIN - COTTER - 3/32 x 1/2	1
PC3/32X1	PIN - COTTER - 3/32 x 1	1



CONTROLLED

MATERIAL: See Chart

FINISH: None

REVISIONS				ALL DIMENSIONS ARE IN INCHES UNLESS SPECIFIED		www.TurnstileParts.com	
REV.	DESCRIPTION	BY	DATE	TOLERANCE UNLESS SPECIFIED		DRAWING TITLE:	
1	Update Hardware Part Number Designations	GVB	02/19/99	0.0	± 0.060	LOCKING MECHANISM ASSEMBLY HIGH - UE - ST	
2	Eliminate Isometric Views, Revised 86-147 Assembly	GVB	03/15/00	0.00	± 0.030		
				0.000	± 0.015		
				0.0000	± 0.005		
				ANGULAR	± 0.5°		
				DRAWN BY/DATE: DMK 08/08/94		SIZE: MODEL: A ST	DRAWING NUMBER: 86-130
				CHECKED BY/DATE: JAK 08/08/94		SCALE: 1:2	ASSEMBLY *****
<small>THESE DRAWINGS & SPECIFICATIONS ARE THE PROPERTY OF AND PROPRIETARY TO PHILIPS INDUSTRIES, INC. AND ARE NOT TO BE DISCLOSED, REPRODUCED, COPIED OR USED AS THE BASIS OF MANUFACTURE OR SALE OF APPARATUS AND/OR DEVICES, OR OTHERWISE, WITHOUT PHILIPS' PRIOR WRITTEN CONSENT.</small>							
						SHEET: 1 OF 1	REV: 2

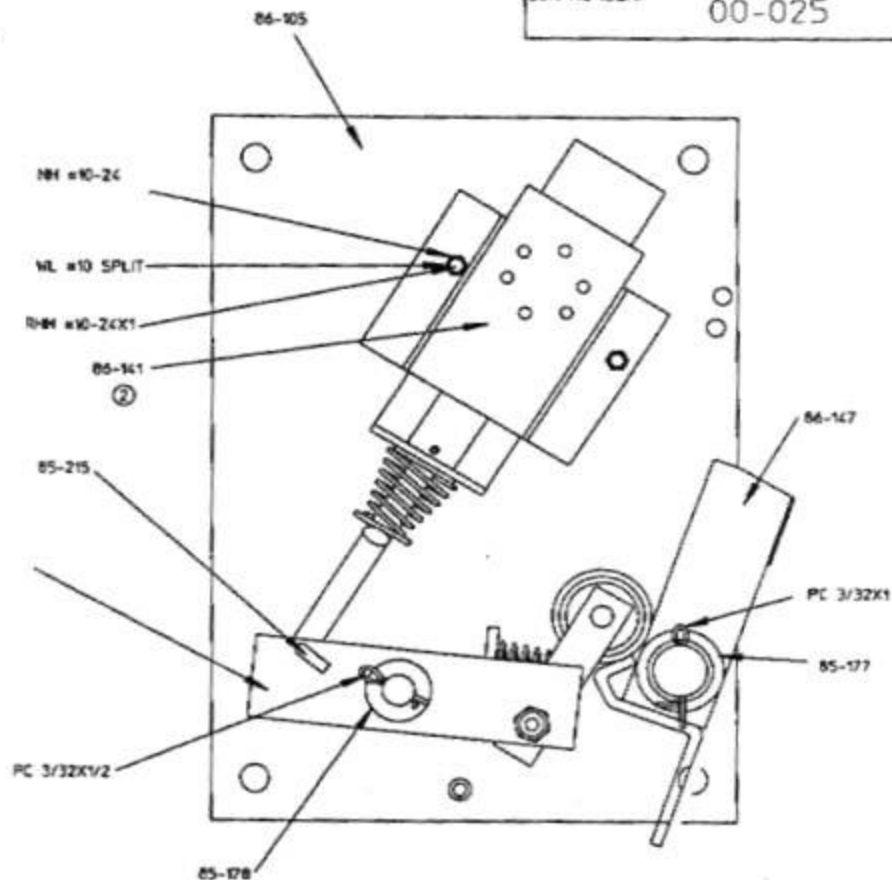


TurnstilePARTS™

www.turnstileparts.com / www.TURNSTILES.us 8641 S. Warhawk Road, Conifer, CO 80433 / 303-670-1099

DRAWING NUMBER:	86-127	REV:	3
ECN NUMBER:	00-025		

P/N	DESCRIPTION	QTY.
85-215	WIRE - LINKAGE - PIVOT ARM - ST	1
86-105	LOCK PLATE ASSEMBLY - LOW - LE - ST	1
86-132	PIVOT & ROLLER ARM ASSEMBLY - LOW - LE - ST	1
86-141	SOLENOID ASSEMBLY	1
③ 86-147	LOCKING BAR ASSEMBLY - ST	1
① SRHM#10-24X1	SCREW - MACHINE - PAN - #10 UNC x 1	2
NH#10-24	NUT - MACHINE SCREW - #10 UNC	2
WL#10 SPL1T	WASHER - HELICAL SPRING - REGULAR - #10	2
85-178	WASHER - THRUST - 3/8 x 3/4 x 1/16	2
85-177	WASHER - THRUST - 5/8 x 1 x 1/16	2
PC3/32X1/2	PIN - COTTER - 3/32 x 1/2	1
PC3/32/1	PIN - COTTER - 3/32 x 1	1



CONTROLLED

MATERIAL: *****

FINISH: ****

REVISIONS

REV.	DESCRIPTION	BY	DATE
1	UPDATE HARDWARE PART NUMBER DESIGNATIONS	GVB	02/19/99
2	RE-DRAWN AND ELIMINATED ISOMETRIC VIEWS. 86-141 WAS 86-137	GLS	07/14/99
3	Revised 86-147 Assembly	GVB	03/14/00

ALL DIMENSIONS ARE IN INCHES UNLESS SPECIFIED

TOLERANCE UNLESS SPECIFIED

0.0	± 0.060
0.00	± 0.030
0.000	± 0.015
0.0000	± 0.005
ANGULAR	± 0.5°

DRAWN BY/DATE: GLS 07/14/99

CHECKED BY/DATE: GVB 07/14/99

www.TurnstileParts.com

DRAWING TITLE:
LOCKING MECHANISM ASSEMBLY - LOW - FAIL-LOCK

SIZE: MODEL: DRAWING NUMBER: 86-127 REV: 3

SCALE: ASSEMBLY SHEET: 1 OF 1

THESE DRAWINGS & SPECIFICATIONS ARE THE PROPERTY OF AND PROPRIETARY TO PHILIPS INDUSTRIES, INC. AND ARE NOT TO BE DISCLOSED, REPRODUCED, COPIED OR USED AS THE BASIS OF MANUFACTURE OR SALE OF APPARATUS AND/OR DEVICES, OR OTHERWISE WITHOUT PHILIPS' PRIOR WRITTEN CONSENT.

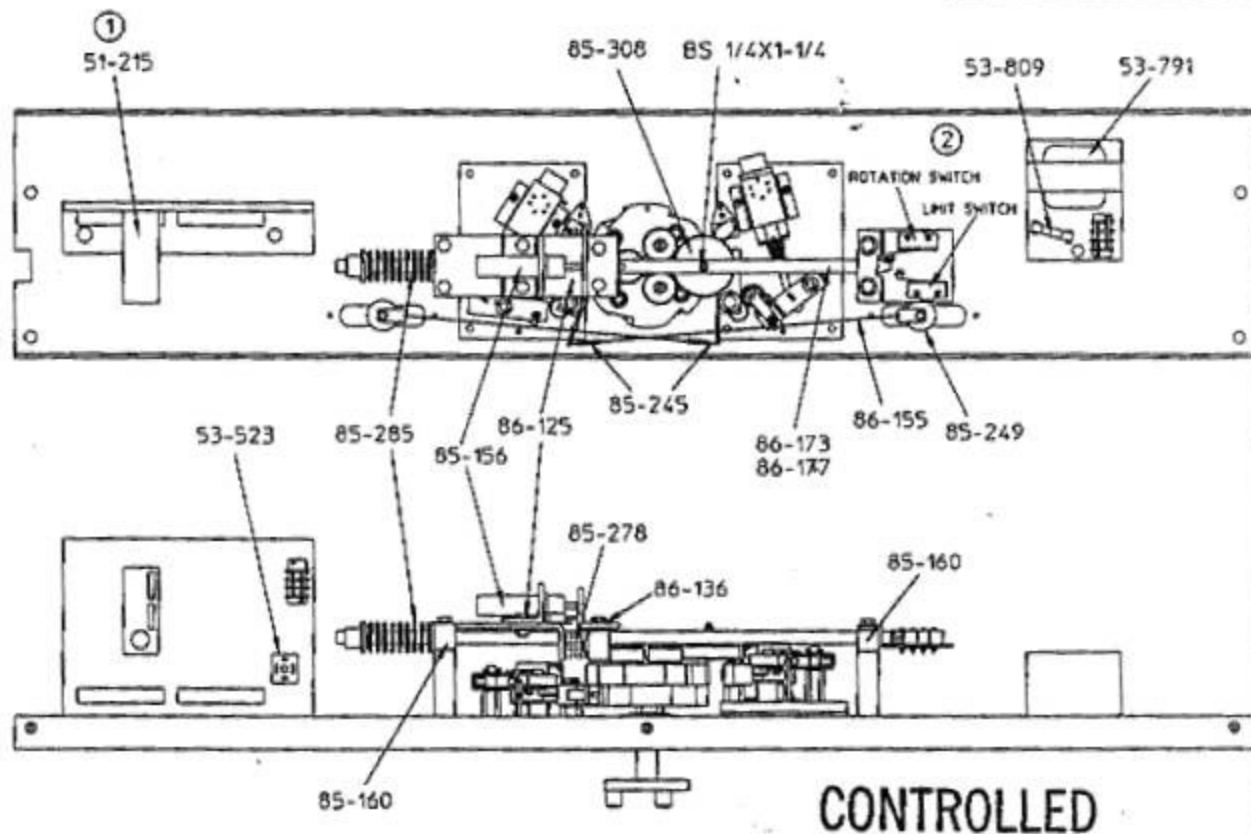


TurnstilePARTS™

www.turnstileparts.com / www.TURNSTILES.us 8641 S. Warhawk Road, Conifer, CO 80433 / 303-670-1099

DRAWING NUMBER	ST32-CHC	REV	3
ECN NUMBER	00-196		

- ①
- 51-215 PLC Controller
 - 53-523 Rectifier Bridge
 - 53-791 Transformer - 120 VA
 - 53-809 Fuse-1.6a @250VAC Slo-Blo
 - 85-156 Shock Absorber
 - 85-160 Block-Bearing-Plunger Bar
 - 85-245 Spring-Extension-Key Bypass
 - 85-249 Best Lock Cylinder-Key Bypass
 - 85-278 Spring-Compression-Speed Control
 - 85-285 Spring-Compression-Seil Centering
 - 85-308 Plunger Bar Roller
 - BS 1/4 Shoulder Bolt BS 1/4X1-1/4
 - 86-125 Speed Control Assembly
 - 86-136 Tension Block Assembly
 - 86-155 Cable Linkage Assy. - Key By-pass
 - 86-173 Plunger Bar/Limit Switch Assembly
 - 86-177 Plunger Bar w/Roller



REVISIONS				ALL DIMENSIONS ARE IN INCHES UNLESS SPECIFIED		TOLERANCE UNLESS SPECIFIED	
REV	DESCRIPTION	BY	DATE				
1	CHANGED TO PLC FROM 51-214 IC BOARD. 85-160 WAS 85-157	DLS	07/14/93	0.0	+	0.060	
	ON M-17 LOCKING MECH. ASSEMBLY PLATE			0.00	+	0.030	
2	ADDED LOCKED INDICATOR AND ACTIVATING LIMIT SWITCHES FOR EACH LOCK PLATE ASSEMBLY. CORRECTED POSITION OF ROTATION & LIMIT SWITCHES	DLS	10/26/93	0.000	+	0.015	
				0.0000	+	0.005	
				ANGULAR	+	0.5°	
3	53-809 SWITCH WAS 85-523 SWITCH NO. 61-525 ACTUATOR AREA PLS. 31	DLS	10/26/93				

DESIGNED BY/DATE	CHKD BY/DATE	SCALE	ASSY	DRAWING NUMBER	REV
B MARLU ST 01/28/98	OSP 07/28/98	1 5/7	N/A	ST32-CHC	3
CHECKED BY/DATE	DATE				
OSP 07/28/98					

www.TurnstileParts.com

DESIGNED BY/DATE: 01/28/98
 CHECKED BY/DATE: 07/28/98
 SCALE: 1 5/7
 ASSY: N/A
 DRAWING NUMBER: ST32-CHC
 REV: 3
 SHEET: 1 OF 2

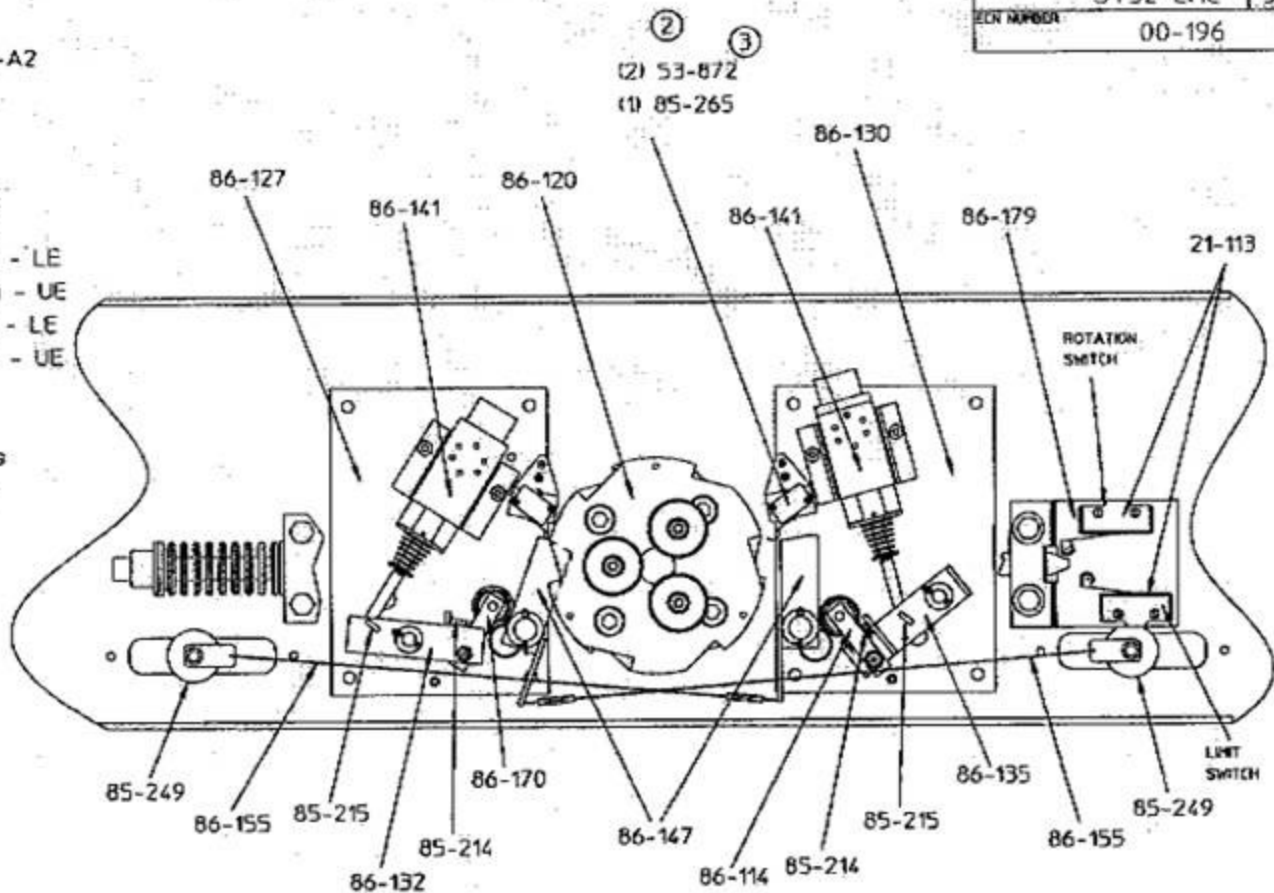


TurnstilePARTS™

www.turnstileparts.com / www.TURNSTILES.us 8641 S. Warhawk Road, Conifer, CO 80433 / 303-670-1099

DRAWING NUMBER	ST32-CHC	REV	3
ECN NUMBER	00-196		

- 21-113 Rotation & Limit Switches - BZ-2RL2-A2
- 85-214 Spring - Compression - Pivotal Arm
- 85-215 Wire - Linkage - Pivotal Arm
- 85-249 Best Lock Cylinder - Key Bypass
- 86-114 Roller Bearing Arm Assembly - High
- 86-120 Ratchet & Roller Assembly - 3 Arm
- 86-127 Locking Mechanism Assembly - Low - LE
- 86-130 Locking Mechanism Assembly - High - UE
- 86-132 Pivotal & Roller Arm Assembly - Low - LE
- 86-135 Pivotal & Roller Arm Assembly - High - UE
- 86-141 Solenoid Assembly
- 86-147 Locking Bar Assembly
- 86-155 Cable Linkage Assy. - Key By-pass
- 86-170 Roller Bearing Arm Assembly - Low
- 86-179 Switch Plate Assembly
- 53-872 Switch-(2 Req'd per lock plate)
Locked Indication & Ind. Light(s)
- 85-265 Switch Bracket (2) (3)



CONTROLLED

REVISIONS				ALL DIMENSIONS ARE IN INCHES UNLESS SPECIFIED	
REV	DESCRIPTION	BY	DATE	TOLERANCE UNLESS SPECIFIED	
1	SEE PAGE 1	CLE	07/28/99	0.0	± 0.060
2	SEE PAGE 1	CLE	08/09/99	0.00	± 0.030
3	SEE PAGE 1	CLE	11/04/00	0.000	± 0.015
				0.0000	± 0.005
				ANGULAR	± 0.5°

DRAWING TITLE				REV	3
www.TurnstileParts.com					
SIZE: MODEL	DRAWING NUMBER		ST	ST32-CHC	
B					
DESIGNED BY/DATE	GVB 07/28/99		SCALE	1: 6.7	ASST.
CHECKED BY/DATE	GVB 07/28/99			N/A	
				SHEET	2 OF 2

THESE DRAWINGS & SPECIFICATIONS ARE THE PROPERTY OF AND PROPRIETARY TO PHILLIPS INDUSTRIES, INC. AND ARE NOT TO BE DISSEMINATED, REPRODUCED, COPIED OR USED AS THE BASIS OF TRANSACTIONS OR SALE OF SPAREPARTS AND/OR SERVICES, OR OTHERWISE, WITHOUT PHILLIPS' PRIOR WRITTEN CONSENT.

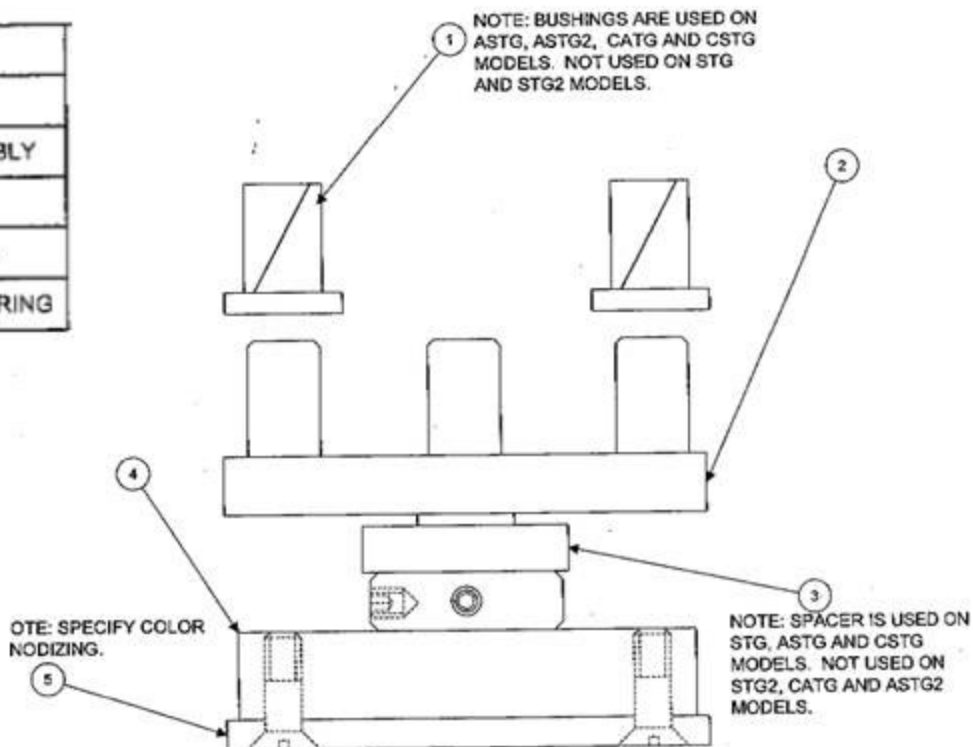


TurnstilePARTS™

www.turnstileparts.com / www.TURNSTILES.us 8641 S. Warhawk Road, Conifer, CO 80433 / 303-670-1099

ITEM	QTY.	PART NO.	DESCRIPTION
1	2	85-116	BUSHING-PIN BLOCK
2	1	86-107	LOWER HUB & SHAFT ASSEMBLY
3	1	85-238	SHAFT SPACER
4	1	85-143	FLANGE BEARING-LOWER
5	1	85-205	MOUNTING PLATE-LOWER BEARING

CONTROLLED



NOTE: THIS ENTIRE ASSEMBLY CAN BE ORDERED AS PART # 86-148. SPECIFY COLOR OF ANODIZING OF 85-205 MOUNTING PLATE. (DOES NOT INCLUDE 85-116 BUSHINGS).

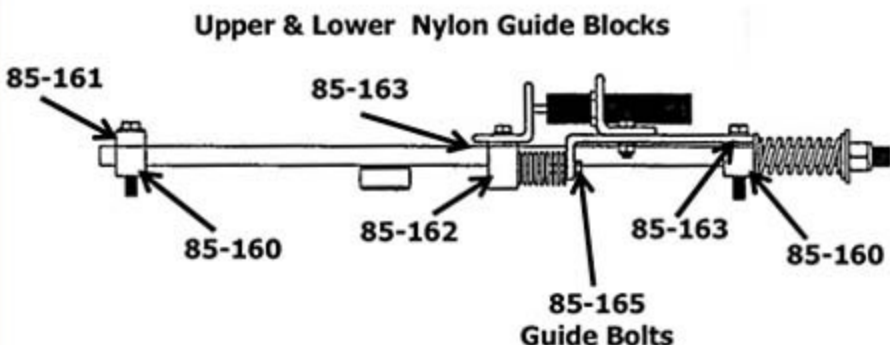
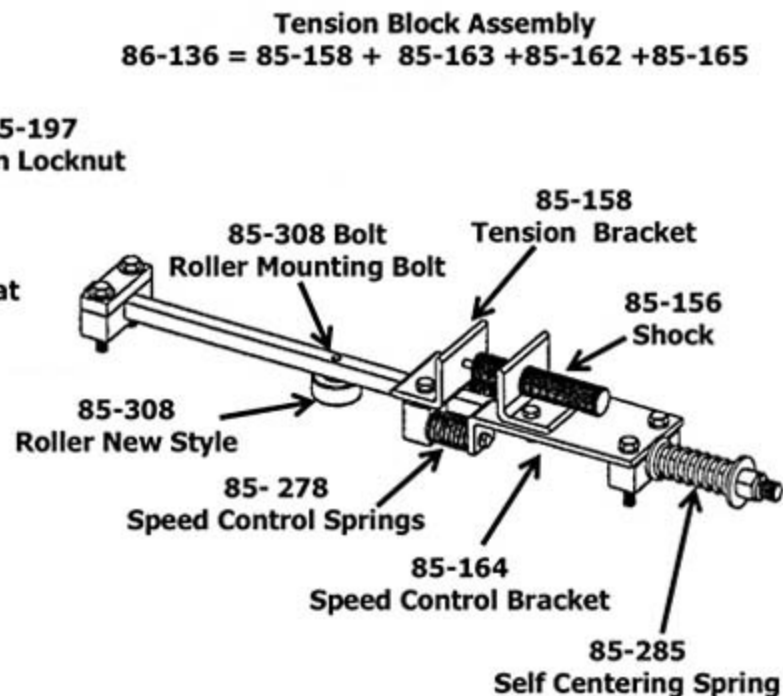
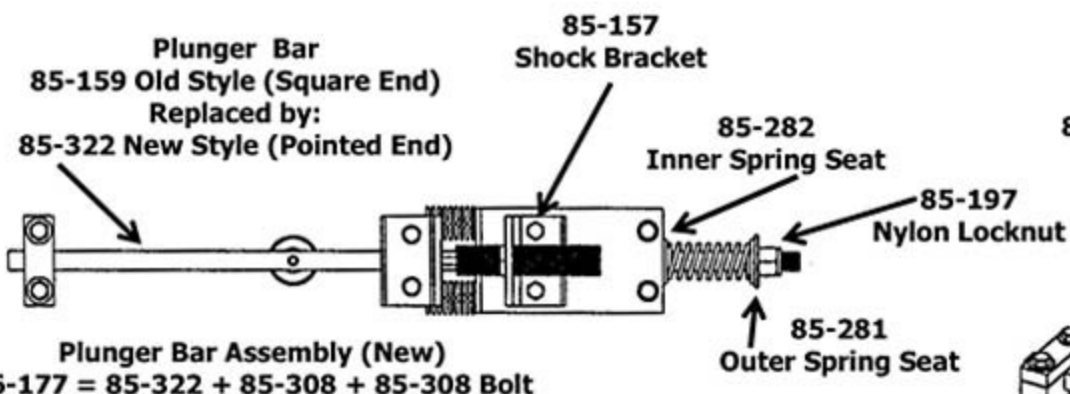
REV.	DESCRIPTION	DATE	BY	www.TurnstileParts.com		
				DRAWING TITLE:		
				LOWER SHAFT & BEARING ASSEMBLY		
				DATE	MODEL:	ECN #:
				3/31/99	ST	
				DRAWING NUMBER	PAGE	REV:
				CS-1007	1 OF 1	0

THESE DRAWINGS AND SPECIFICATIONS ARE THE PROPERTY OF AND PROPRIETARY TO PHILIPS CSS INC. AND ARE NOT TO BE DISCLOSED, REPRODUCED, COPIED OR USED AS THE BASIS OF MANUFACTURE OR SALE OF APPARATUS AND / OR DEVICES, OR OTHERWISE WITHOUT PHILIPS' PRIOR WRITTEN CONSENT.



TurnstilePARTS™

www.turnstileparts.com / www.TURNSTILES.us 8641 S. Warhawk Road, Conifer, CO 80433 / 303-670-1099



Tension Block Assembly
 $86-136 = 85-158 + 85-163 + 85-162 + 85-165$

REVISIONS				ALL DIMENSIONS ARE IN INCHES UNLESS SPECIFIED		BURLE	ACCESS CONTROL HARDWARE DIVISION 7041 ORCHARD, DEARBORN, MI 48126	
REV.	DESCRIPTION	BY	DATE	TOLERANCE UNLESS SPECIFIED			DRAWING TITLE:	
				0.0	± 0.060	SELF-CENTER MECHANISM ASSEMBLY - ST 3*		
				0.00	± 0.030			
				0.000	± 0.015			
				0.0000	± 0.005			
				ANGULAR	± 0.5°			
XIS Controls				DRAWN BY/DATE: DMC 07/13/94		SIZE: MODEL:	DRAWING NUMBER:	REV:
				CHECKED BY/DATE: JAK 07/13/94		B ST	86-123	0
<small>THESE DRAWINGS AND SPECIFICATIONS ARE THE PROPERTY OF AND PROPRIETARY TO BURLE INDUSTRIES, INC. AND ARE NOT TO BE REPRODUCED, REPRODUCED, COPIED OR USED AS THE BASIS OF MANUFACTURE OR SALE OF APPARATUS AND/OR DEVICES, OR OTHERWISE WITHOUT BURLE'S PRIOR WRITTEN CONSENT.</small>				SCALE: 1 : 4		CAGE 08MR4	SHEET: 1 OF 2	



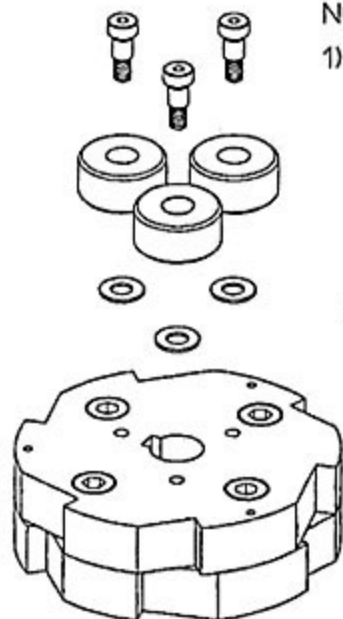
TurnstilePARTS™

www.turnstileparts.com / www.TURNSTILES.us 8641 S. Warhawk Road, Conifer, CO 80433 / 303-670-1099

DRAWING NUMBER:	86-120	REV:	3
ECN NUMBER:	99-172		

NOTE:

- 1) APPLY THREAD LOC TO ALL BOLT THREADS.

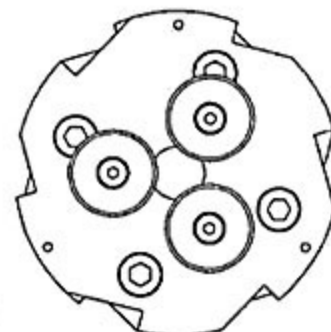
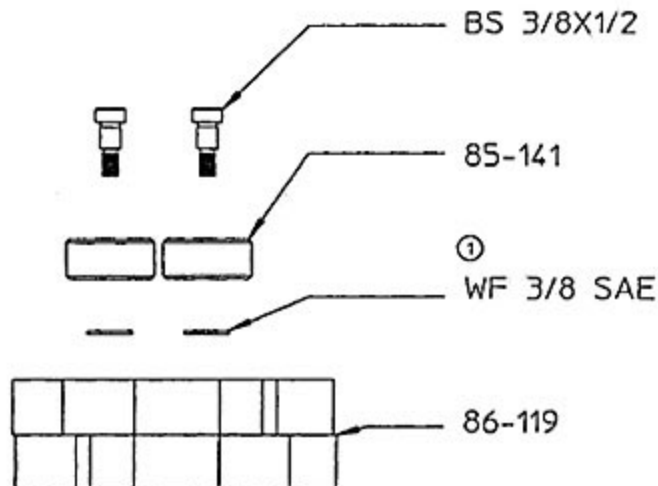


① ② ③

P/N	DESCRIPTION	QTY
85-141	ROLLER - RATCHET - ST	3
86-119	RATCHET ASSEMBLY - ST	1
BS 3/8X1/2	SCREW - SHOULDER - HEXAGON SOCKET - 3/8 x 1/2	3
WF 3/8 SAE	WASHER - PLAIN - 0.382 1 x 0.888 0 x 0.078	3

CONTROLLED

MATERIAL: See Chart
FINISH: None



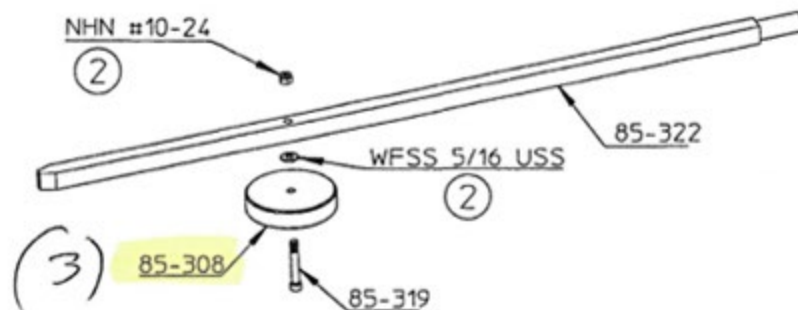
REVISIONS				ALL DIMENSIONS ARE IN INCHES UNLESS SPECIFIED		PHILIPS ACCESS CONTROL HARDWARE DIVISION 7041 ORCHARD, DEARBORN, MI, 48126
REV.	DESCRIPTION	BY	DATE	TOLERANCE UNLESS SPECIFIED		
1	SPECIFIED F54527 INSTEAD OF F54530	MAV	4/10/96	0.0	± 0.060	DRAWING TITLE: RATCHET & ROLLER ASSEMBLY - 3 ARM
2	CORRECTED FASTENER NAME	MAV	9/25/97	0.00	± 0.030	
3	UPDATE HARDWARE PART NUMBER DESIGNATIONS	GLS	9/28/99	0.000	± 0.015	
				0.0000	± 0.005	
				ANGULAR	± 0.5°	
				DRAWN BY/DATE: MAV 9/25/97		SIZE: MODEL: DRAWING NUMBER: REV:
				CHECKED BY/DATE: GVB 9/25/97		A ST 86-120 3
THESE DRAWINGS & SPECIFICATIONS ARE THE PROPERTY OF AND PROPRIETARY TO PHILIPS INDUSTRIES, INC. AND ARE NOT TO BE DISCLOSED, REPRODUCED, COPIED OR USED AS THE BASIS OF MANUFACTURE OR SALE OF APPARATUS AND/OR DEVICES, OR OTHERWISE, WITHOUT PHILIPS' PRIOR WRITTEN CONSENT.				SCALE: 1 : 3 ASSEMBLY N/A		SHEET: 1 OF 1



TurnstilePARTS™

www.turnstileparts.com / www.TURNSTILES.us 8641 S. Warhawk Road, Conifer, CO 80433 / 303-670-1099

DRAWING NUMBER:	86-177	REV:	2
ECN NUMBER:	01-004		







CONTROLLED

MATERIAL: N/A

FINISH: N/A

	P/N	ITEM	QTY.
①	85-322	PLUNGER BAR	1
	NHN #10-24	10-24 NYLOCK NUT	1
②	WFSS 5/16 USS	FLAT WASHER - 5/16	1
	85-308	PLUNGER BAR ROLLER	1
②	BS 1/4 X 1-1/4	SHOULDER BOLT 1/4 X 1 1/4	1

REVISIONS				ALL DIMENSIONS ARE IN INCHES UNLESS SPECIFIED		PHILIPS ACCESS CONTROL HARDWARE DIVISION 7041 ORCHARD, DEARBORN, MI. 48126
REV.	DESCRIPTION	BY	DATE	TOLERANCE UNLESS SPECIFIED		
1	PART NUMBER CHANGED FROM 85-159	GVB	10/18/96	0.0	± 0.060	DRAWING TITLE: PLUNGER BAR W/ROLLER
2	COMPONENT WAS 1/4" FLAT WASHER & UPDATED #'S	CLG	01/17/01	0.00	± 0.030	
				0.000	± 0.015	
				0.0000	± 0.005	
				ANGULAR	± 0.5°	
DESIGNED BY/DATE: GVB 10/1/96				SIZE: A	MODEL: STG	DRAWING NUMBER: 86-177
CHECKED BY/DATE: MAV 10/1/96				SCALE: 1 : 6	CAGE OBMR4	REV: 2
THESE DRAWINGS & SPECIFICATIONS ARE THE PROPERTY OF AND PROPRIETARY TO PHILIPS INDUSTRIES, INC. AND ARE NOT TO BE DISCLOSED, REPRODUCED, COPIED OR USED AS THE BASIS OF MANUFACTURE OR SALE OF APPARATUS AND/OR DEVICES, OR OTHERWISE WITHOUT PHILIPS' PRIOR WRITTEN CONSENT.						SHEET: 1 OF 1



Order To:
Turnstile Parts, Inc.
10000 S. 10th St.
Mesa, AZ 85209
P.O. Box 10000
Mesa, AZ 85209

Ship To:
Name:
Address:
City:
State:
Zip:

Quantity:
Part Number:
Description:
Unit Price:
Total Price:

Comments:
Special Instructions:
Customer Reference:

www.turnstileparts.com