

TURNSTILES
BR2-TM
VERSION 2.0

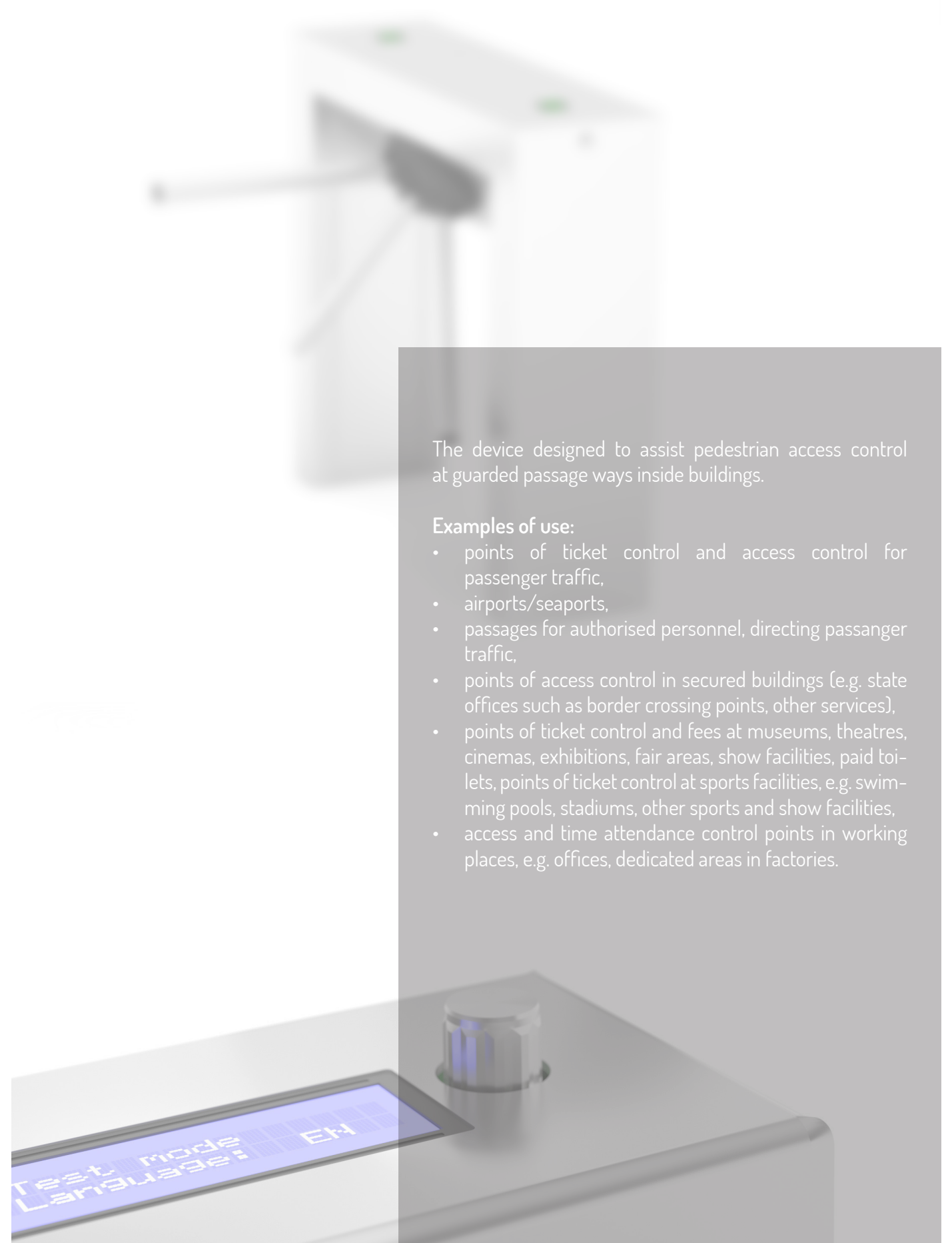




Simplicity of shape
in access control branch.

Configuration

Easier than ever.



The device designed to assist pedestrian access control at guarded passage ways inside buildings.

Examples of use:

- points of ticket control and access control for passenger traffic,
- airports/seaports,
- passages for authorised personnel, directing passenger traffic,
- points of access control in secured buildings (e.g. state offices such as border crossing points, other services),
- points of ticket control and fees at museums, theatres, cinemas, exhibitions, fair areas, show facilities, paid toilets, points of ticket control at sports facilities, e.g. swimming pools, stadiums, other sports and show facilities,
- access and time attendance control points in working places, e.g. offices, dedicated areas in factories.

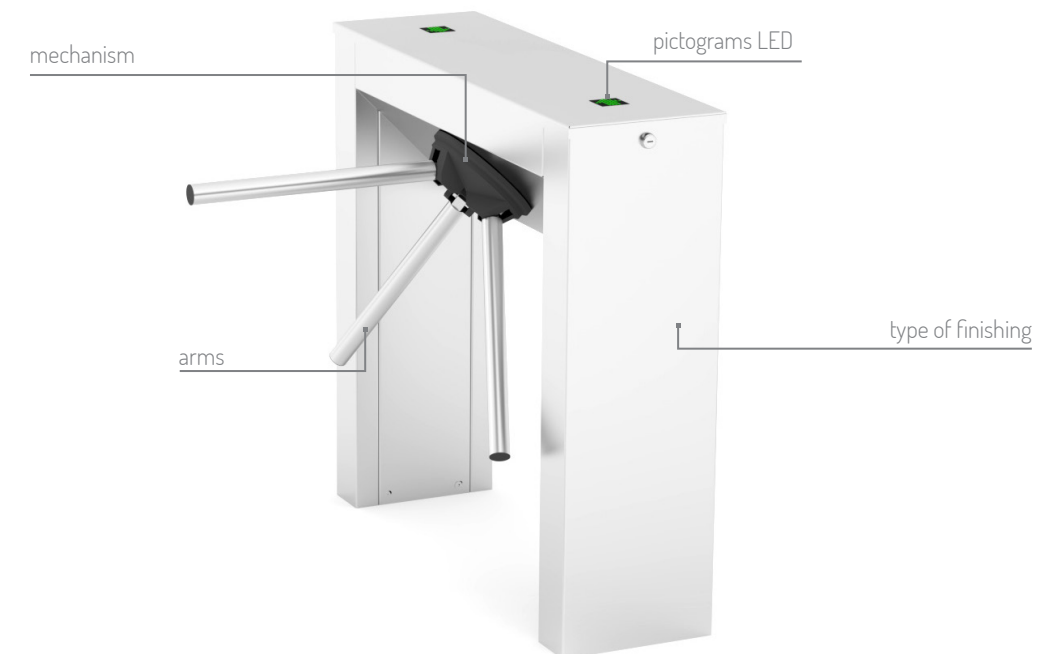


Relevant design for your interior

Reliable solutions

for access control branch

DESCRIPTION



TYPE OF FINISHING



☒ Stainless steel - INOX AISI 304



☐ RAL 9006



☐ RAL 9005



☐ RAL 5010



☐ RAL 6002

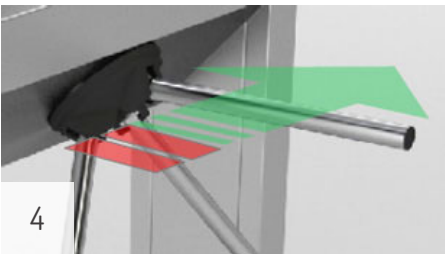


☐ RAL 9003

☒ Standard colour/standard finishing

☐ Non-standard colour/non-standard finishing

FUNCTIONS




1. EASY SETTING

Configuration of operation modes and function is easy with the use of a control panel with a display and an encoder.

4. PRECISIE MEASUREMENT SYSTEM

The device is equipped with an electronic rotor position measurement system that allows the control system to control the work of the lock system and the smooth motion of the arms for the model with electro-mechanical arm movement.




2. LED PICTOGRAMS

Visual signalling (diode pictograms) informs about traffic directions being turned on and turned off within the passage section. A red cross informs that the traffic direction is turned off/locked (the device disables a passage of a person); a green arrow informs that the traffic direction is turned on.

5. ARM DROP FUNCTION (AN OPTION)

Automatic arm drop function (function in the model of the device with the arm drop module).



3. WORK MODES

The device enables operation in different modes eg traffic control for both directions of motion or traffic control for any selected direction of movement.

6. SUPPORTING ARMS ROTARY MOTION

The mechanism of the device is equipped with electromechanical arm rotation aid. The electromechanical boosting system consists of a motor drive, a safety clutch and a speed transmission. Swivel motion is adjustable in the speed range depending on the position of the rotor for smooth operation.

TECHNICAL PARAMETERS

MECHANISM

Mechanism is designed for continuous operation. Mechanism allows 1200 cycles / hour.

MECHANISM [BR2] is also equipped with:

- double blockade system,
- additional mechanical unlocking of blockade systems.

ELECTRONIC SYSTEM

- Steering input (0V signal) for each traffic direction individually
- Feedback signal output (0V signal) informing about a passage of a person based on an authorising signal,
- A higher priority input for excluding the section from operation (e.g. from the building management system),
- The highest priority input for clearing/opening the passage section (e.g. from the firefighting system),
- Functions: remembering steering signals during the working cycle, sound signalling, diode signalling, automatic calibration

DEFINITIONS OF DEVICES - WITHOUT DROP ARM FUNCTION

Model	Type of finishing
BR2-TM	INOX/RAL ...

DEFINITIONS OF DEVICES - WITH "DROP ARM" FUNCTION

Model	Type of finishing
BR2-TM-DA	INOX/RAL ...

Samples:
•BR2- TM - RAL5010 - a BR2-TM turnstile finished in color RAL5010.
• BR2- TM -DA - INOX - a BR2-TM turnstile with „DROP ARM“ function with steel body finish in grade AISI 304.



PARAMETERS

Power supply voltage:	24 V AC
Maximum power consumption:	120 W
Minimum power consumption:	5 A
Steering signal:	max. 0.5 sec
Feedback signal:	0V
Operation temperature:	-20° do +50° C [-4° to 122°F]
Storage temperature:	-30° do +60° C [-22° to 140°F]
Maximum humidity:	10-80%
Operation environment:	inside/outside of buildings
IP protection rate:	IP 43
Net weight:	-70kg [154 lb]

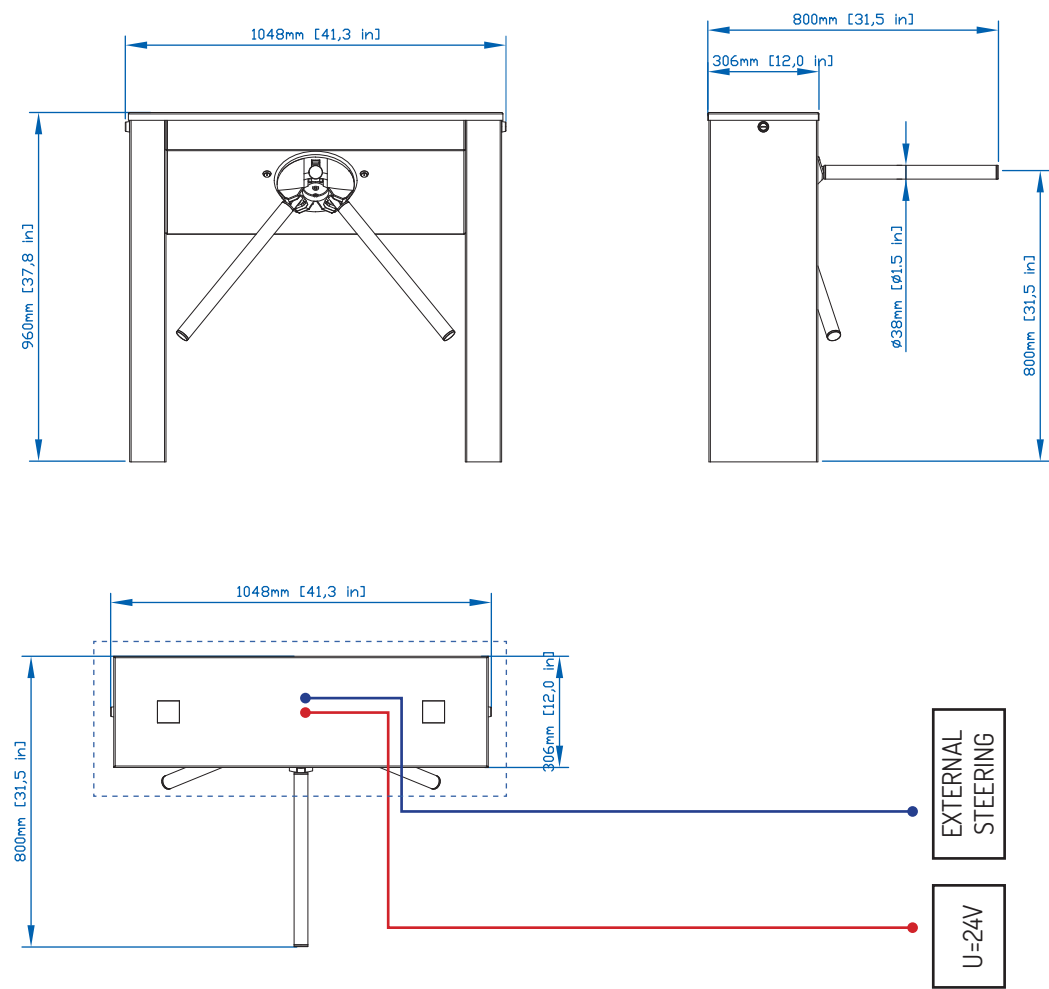
OPTIONAL EQUIPMENT*

Name	Description
Power supply	Power supply 230/24V or 110/24V
Control panel	Control panel for manual traffic control

* Optional equipment is not included with the device.

All information given herein are valid for the moment of publishing. GASTOP reserves the right to introduce changes to the offer herein, concerning both the models as well as their construction and equipment. This document does not constitute an offer as understood by the law and is published for information only. Equipment versions presented in this catalogue may not be available. Visualisations and photos of products presented herein may not show technical solutions adopted, properties of materials or colours used in detail. In order to define the abovementioned parameters, it is advised to turn to an authorised distributor or the device producer directly for more information.

DIMENSIONS



- KEY:
- Steering from the outside - an S/UTP strand
 - 24 V supply - ØMY wire 3x1.5mm
 - Foundation

Notes:



www.TURNSTILES.us
patrick.mcallister@turnstiles.us
303-670-1099