

1

2

3

4

FIRST DRAWN	BY
11-30-21	CJC
REVISED	BY

COPYRIGHT © TURNSTILES.US

Copyright © Turnstiles.us All rights reserved. Reproduction or translation of this work without the express written permission of TURNSTILES.us is unlawful and is an infringement of intellectual property belonging to TURNSTILES.us. All drawings and/or designs are restricted for use exclusively with a purchase, installation, and/or support from Turnstiles.us. Any other use of these materials is a violation of copyright law. Request for additional information should be addressed to the Legal Department, Turnstiles.us.



www.TURNSTILES.us
Call 303 670 1099 * Text 303 918 9787
patrick.mcallister@turnstiles.us

Equipment Detail and Dimensions

mSwing
Swing Gate
2 D 3-View with Dimensions,
Anchor / Base Plate,
Wiring and Conduit Details

DWG	mSwing Swing Gate Details
-----	---------------------------------

DATE 11-30-21

SHEET - 1 OF 1

D

D

C

C

B

B

A

A

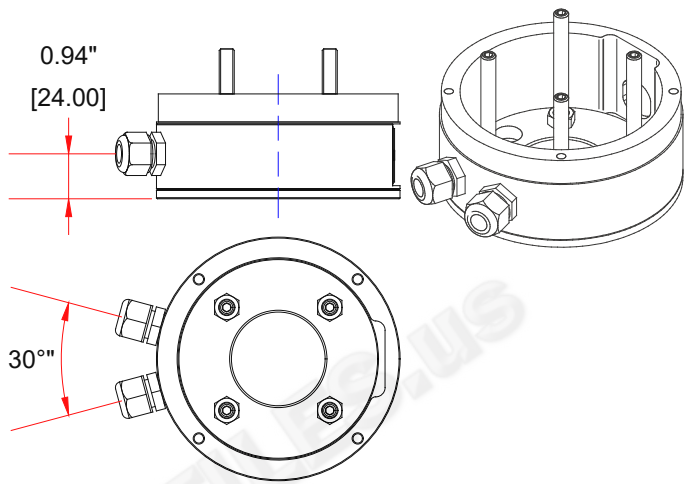
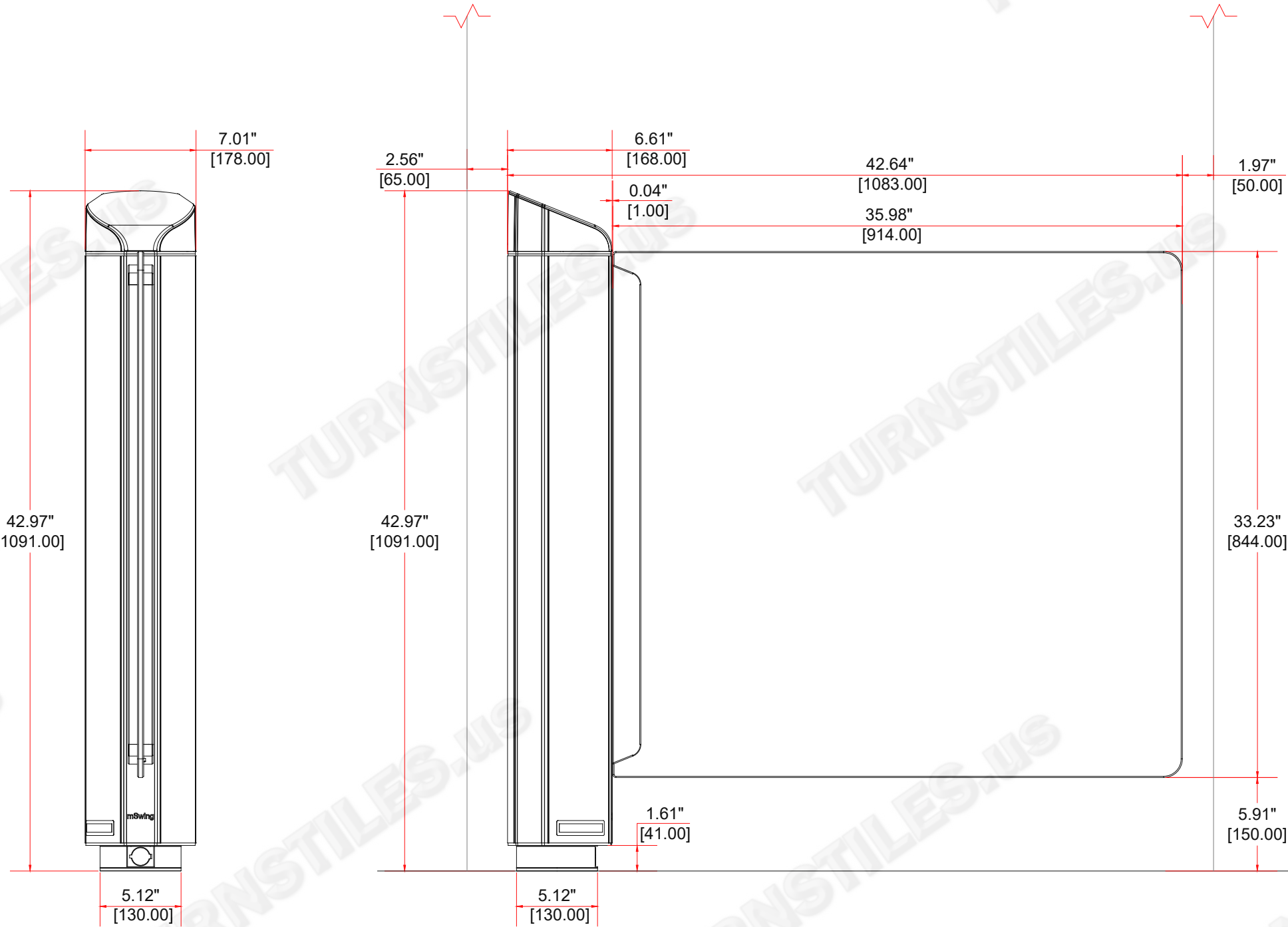


Fig. A: Mounting cable screw connection
① RJ-45 socket and future passage

Mounting over floor plate

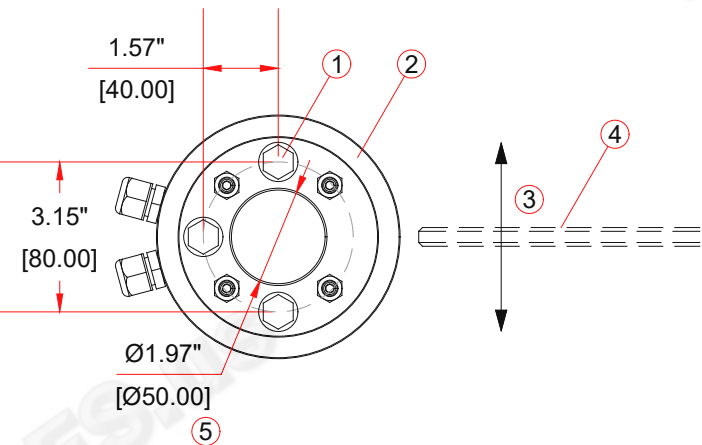


Fig. B: Determine blocking element orientation over floor plate
① Foundation anchor (drill holes)
② Floor plate
③ Passage
④ Blocking element (not yet mounted)
⑤ Area for conduits

