

1

2

3

4

* DIMENSION MAY VARY SLIGHTLY IN FABRICATION - FABRICATION CHANGES RESERVED *

FIRST DRAWN	BY
10-20-22	CJC
REVISED	BY

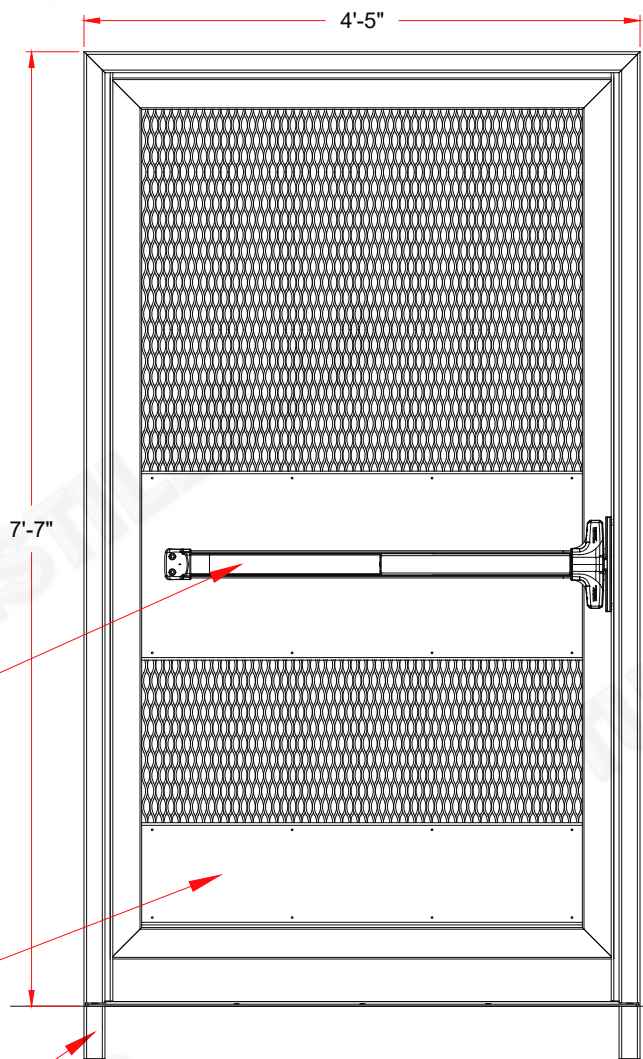
COPYRIGHT © TURNSTILES.US

Copyright © Turnstiles.us All rights reserved. Reproduction or translation of this work without the express written permission of TURNSTILES.US is unlawful and is an infringement of intellectual property belonging to TURNSTILES.US. All drawings and/or designs are restricted for use exclusively with a purchase, installation, and/or support from Turnstiles.us. Any other use of these materials is a violation of copyright law. Request for additional information should be addressed to the Legal Department, Turnstiles.us.

DETEX 03AN TRIM
ON ELECTRIC STRIKE
AND STANDARD STRIKE
MODELS JUST A PULL
WITH MAG LOCK MODELS
TYPICAL

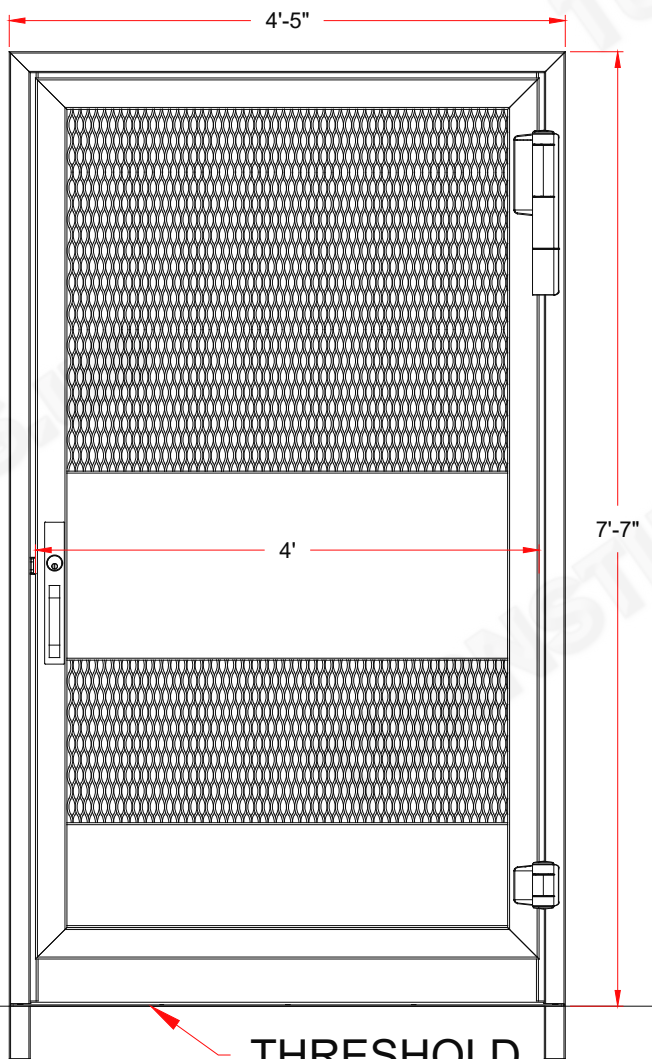
10" KICK PLATE

FEET CAN BE SET
IN CONCRETE FOR
ADDED SECURITY

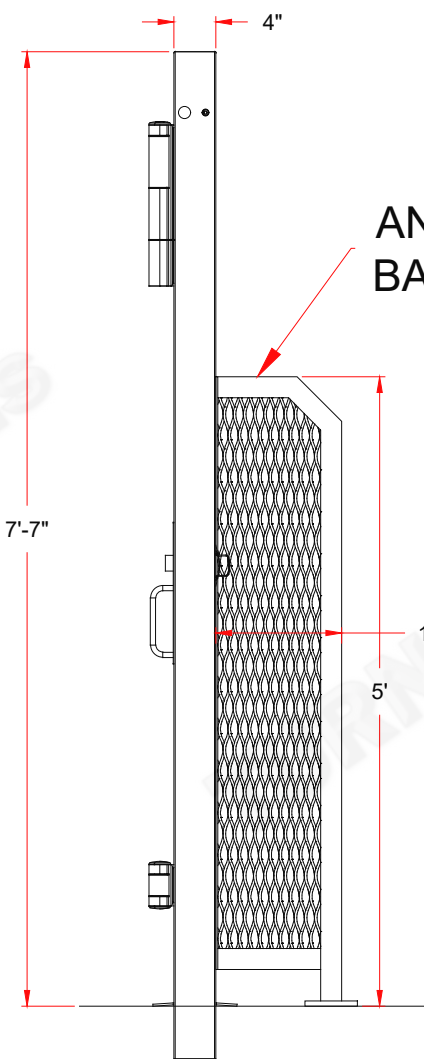


REAR ELEVATION

FLAT
FINISHED
SURFACE



THRESHOLD
FRONT ELEVATION



SIDE ELEVATION

ANTI-REACH
BARRIER

ANTI-REACH
BARRIER

ANTI-REACH
BARRIER

FOOT PRINT

AG-48-ADA
SWING GATE



[www.TURNSTILES.us](http://www.turnstiles.us)
Call 303 670 1099 * Text 303 918 9787
patrick.mcallister@turnstiles.us

EQUIPMENT DETAIL & DIMENSIONS

AG SERIES 48" PASSAGE WIDTH
FULL HEIGHT SWING GATE WITH
TWO ANTI-REACH BARRIERS

DWG

AG-48-ADA SWING GATE w/
ANTI-REACH BARRIERS
DETAIL AND DIMENSIONS

DATE 10-20-22

SHEET - 1 OF 1

AUTHORIZED SIGNATURE: _____ DATE: ____ / ____ / ____