




FULL HEIGHT TURNSTILE
MA3-2-3



MECHANICAL FULL HEIGHT TURNSTILE

PASSENGER MOVEMENT IN THE CHOSEN DIRECTION



INTUITIVE

CONFIGURATION

DEVICE DESCRIPTION

Mechanical, double, full height turnstile. The use of three rotor arms enables a comfortable transition. The device designed to assist pedestrian access control at guarded passage ways.

Examples of use:

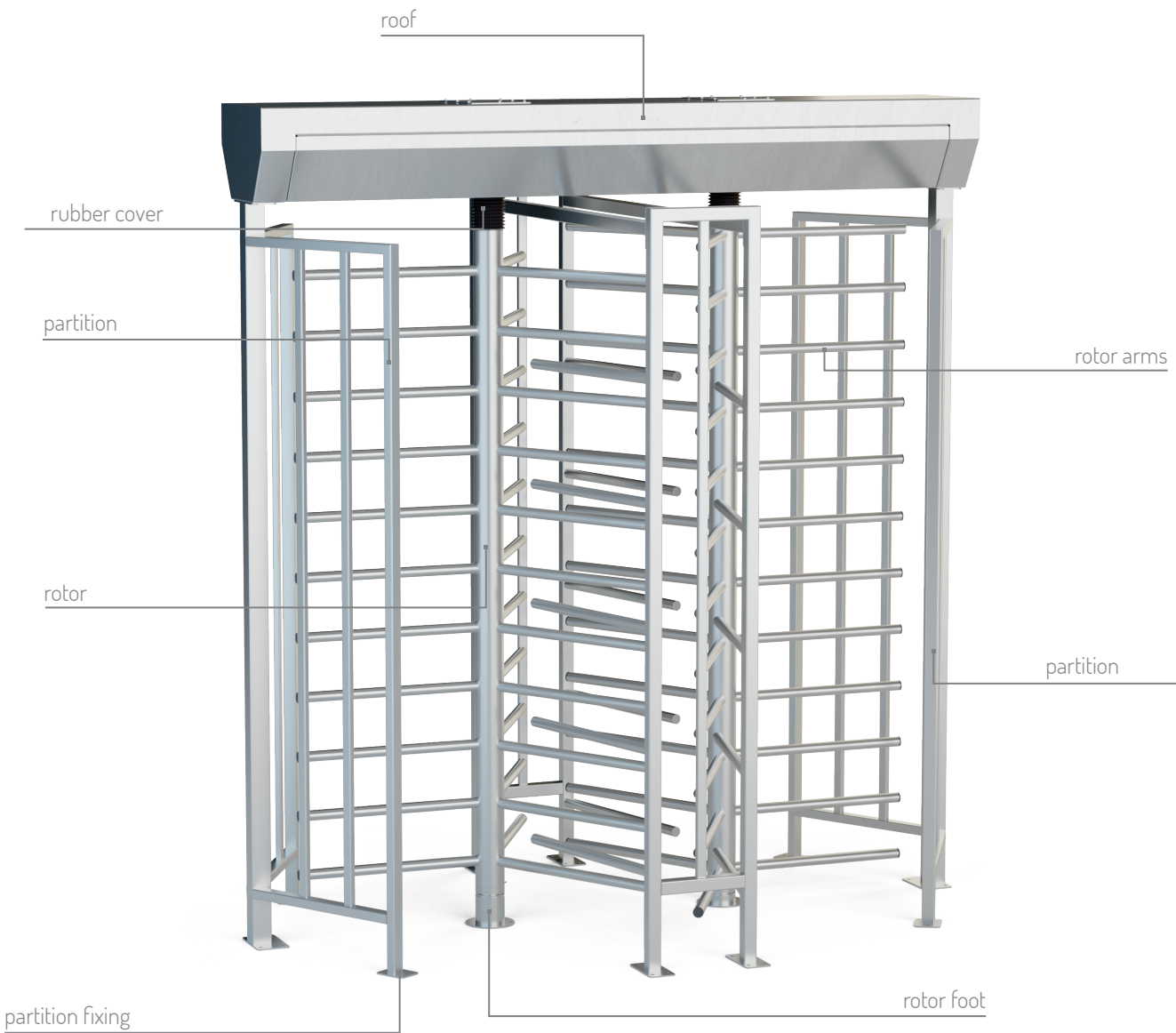
- points of ticket control and access control for passenger traffic,
- airports/seaports,
- passages for authorised personnel, directing passenger traffic,
- points of access control in secured buildings (e.g. state offices such as border crossing points, other services),
- points of ticket control and fees at museums, theatres, cinemas, exhibitions, fair areas, show facilities, paid toilets, points of ticket control at sports facilities, e.g. swimming pools, stadiums, other sports and show facilities,
- access and time attendance control points in working places, e.g. offices, dedicated areas in factories.



SELECTING THE DIRECTION OF THE PASSAGE

FOR PASSENGER TRAFFIC

DEVICE DESCRIPTION



FINISH OPTIONS

„N”	„O”	„M”	„D (duplex)” galvanized + powder coated
<input checked="" type="checkbox"/> Stainless steel- INOX AISI 304	<input type="checkbox"/> Galvanized	<input type="checkbox"/> RAL 9006	<input type="checkbox"/> Galvanized + RAL

RAL COLOR PALETTE EXAMPLES

<input type="checkbox"/> RAL 7016	<input type="checkbox"/> RAL 5010
<input type="checkbox"/> RAL 9003	

- ☒ Standard finish
- ☐ Non-standard colour/non-standard finishing

TECHNICAL PARAMETERS

TECHNICAL SPECIFICATIONS

PARAMETER	VALUE
Operating temperature:	-25° to +50° C [-13° to 122°F]
Storage temperature:	-30° to +60° C [-22° to 140°F]
IP Code:	IP 43*
Max operating humidity:	10-80%

* it is possible to increase the degree of IP protection at the stage of ordering

MECHANISM MA3

- Mechanical locking system for both directions of passenger movement.

DEVICE NAMING SCHEME

Marking description	Series	Number of lanes	Number of rotor wings	Finish type		
				Body	Roof	Rotor
Example	MA3	2	3	N	N	N

Examples of markings:

- MA3-2-3 NNN - MA3 series, number of lanes - 2, number of rotor wings (arms sections) - 3, finish type: stainless rotor, stainless body, stainless roof.

Available finishes:

- N - stainless
- M - powder coated
- O - galvanized
- D (duplex) - galvanized + powder coated

NOTE: Standard finish includes AISI 304 (INOX) stainless steel.

FUNCTIONS



1. BLOCKING THE SELECTED DIRECTION OF MOVEMENT

Possibility of blocking the selected direction of movement by means of a key, a string system and a ignition switch placed on the gate's leg.

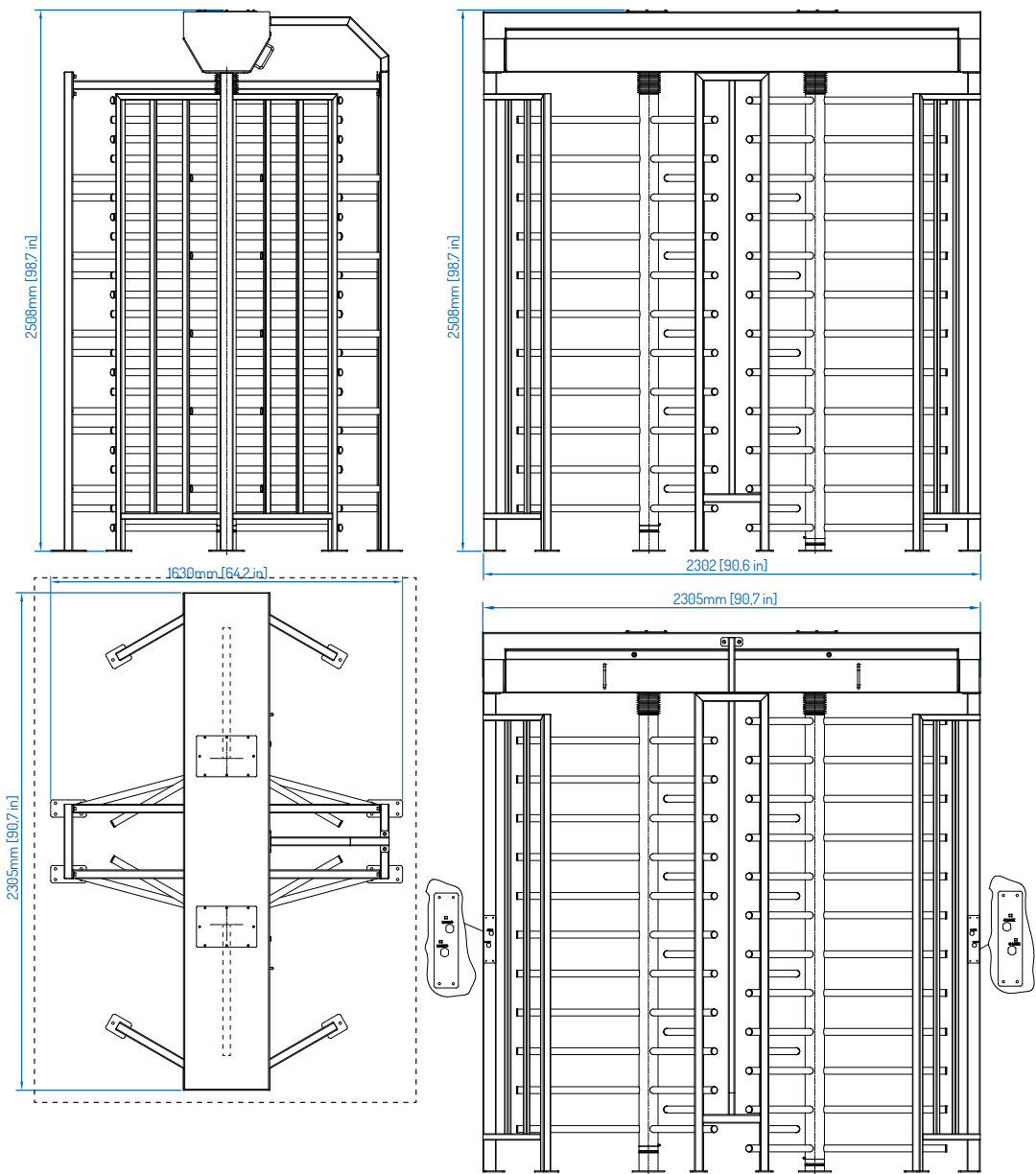


Additional materials and how-to videos available at www.gastopgroup.com

All information given herein is valid at time of publication. GASTOP reserves the right to introduce changes to this offer, concerning both models as well as their construction and equipment. This document does not constitute an offer as understood by law and is published solely for the purpose of information. Optional equipment presented in this brochure may not be available. Product photos and visualizations presented herein may not accurately show technologies in use, properties of materials or colors. Please refer to an authorized distributor or directly to the device manufacturer for detailed information on the above mentioned parameters.

All rights reserved Gastop Production Sp. z o.o.

DIMENSIONS



KEY:



Foundation

Notes:

Notes: