



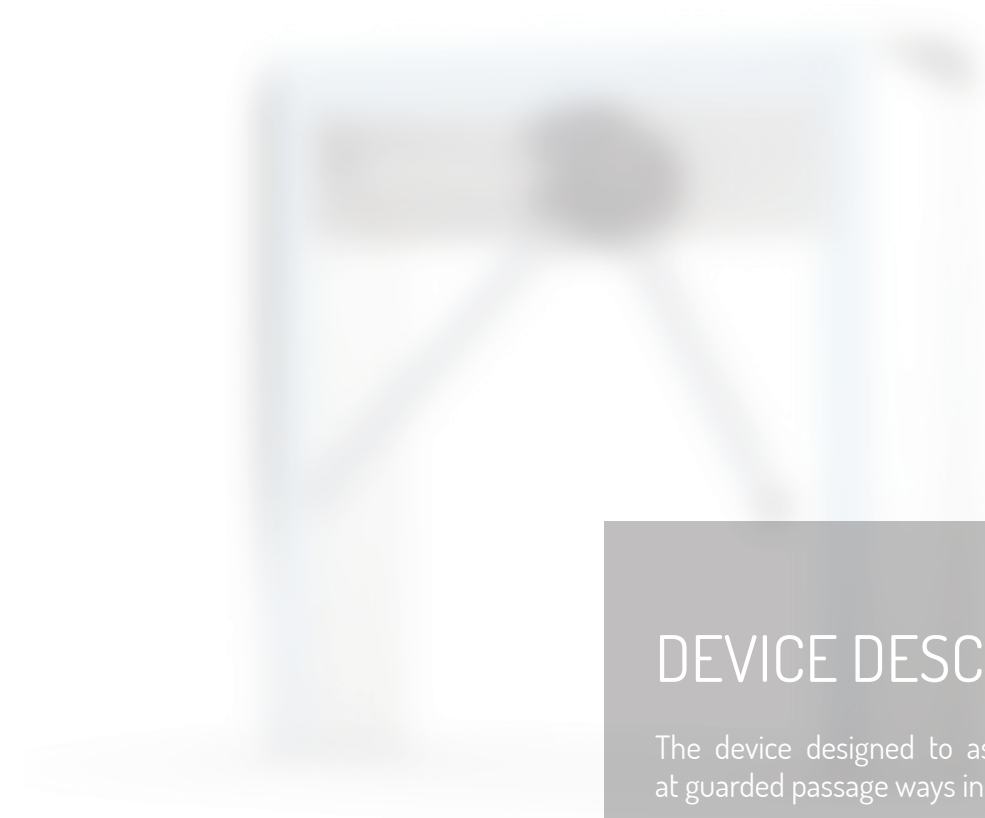
TURNSTILE
GA2-T
VERSION 2.0





Proven Solutions
New Version

Quick and Easy Setup



DEVICE DESCRIPTION

The device designed to assist pedestrian access control at guarded passage ways inside buildings.

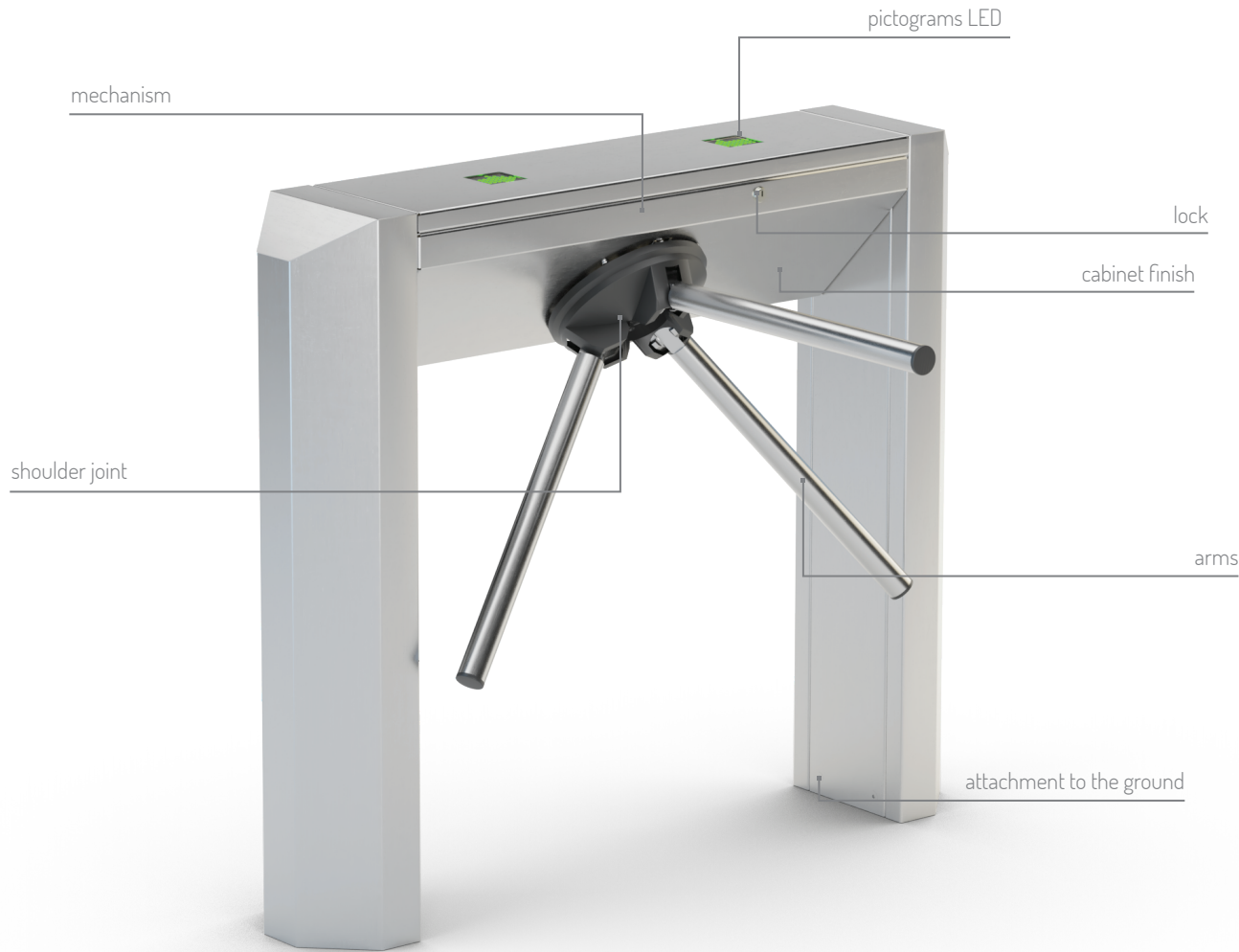
Examples of use:

- points of ticket control and access control for passenger traffic,
- airports/seaports,
- passages for authorised personnel, directing passenger traffic,
- points of access control in secured buildings (e.g. state offices such as border crossing points, other services),
- points of ticket control and fees at museums, theatres, cinemas, exhibitions, fair areas, show facilities, paid toilets, points of ticket control at sports facilities, e.g. swimming pools, stadiums, other sports and show facilities,
- access and time attendance control points in working places, e.g. offices, dedicated areas in factories.




Safety has design too


DEVICE DESCRIPTION



FINISH OPTIONS



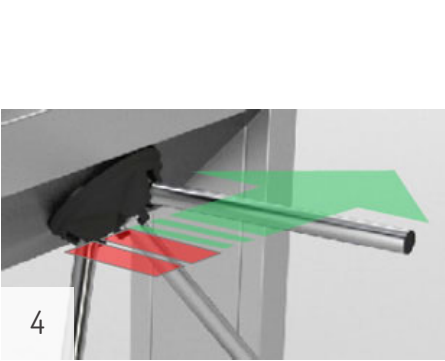
■ Stainless steel - INOX AISI 304 □ RAL 9006 □ RAL 7016 □ RAL 5010



□ RAL 6002 □ RAL 9003

- Standard finish
- Non-standard colour/non-standard finishing

FUNCTIONS




1. EASY SETUP

A control panel equipped with a display and a multi-function selector allows easy setup of functions and operating modes.

4. PRECISIE MEASUREMENT SYSTEM

The device is equipped with an electronic rotor position detection system that allows the control unit to precisely control the locking system as well as smooth motion of the arms (available in the model with an electro-mechanical arm movement booster).




2. LED PICTOGRAMS

Led pictograms show active/inactive traffic directions in the passage. The red color shows the inactive/blocked traffic direction (the device blocks the passage). The green color shows active/unblocked traffic direction.

5. ARM-DROP SYSTEM (OPTIONAL)

Automatic arm-drop system in case of a power failure (this function is available in models equipped with the arm-drop module).



3. WORK MODES

The device has a number of operating modes, e.g. uni- or bi-directional traffic control.

6. ARM MOTION BOOSTER

The device is equipped with a mechanical arm rotation booster.

TECHNICAL SPECIFICATIONS

MECHANISM

Designed for continuous operation.
Mechanisms allow 1200 cycles per hour.

MECHANISM [GA2] is also equipped with:

- mechanical arm motion booster
- arm blockade system,
- rotor position detection system,
- a „free exit“ system in case of a power failure.

DEVICE SYMBOL - NON DROP ARM VERSION

Model	Type of finishing
GA2-T	INOX/RAL . . .

DEVICE SYMBOL - DROP ARM VERSION

Model	Type of finishing
GA2-T-DA	INOX/RAL . . .

Examples:

- GA2-T - RAL5010 - GA2-T turnstile with steel cabinet in RAL5010 black powder coating finish.
- GA2-T-DA-INOX - GA2-T turnstile with arm-drop function and cabinet finished in AISI304 ground steel.

- ELECTRONIC SYSTEM**
- Control input (0V signal) for each traffic direction separately
 - Feedback signal output (0V signal) to report a passing individual based on an authorization signal,
 - Higher priority inputs to deactivate selected passage sections (e.g. from a building management system),
 - Top priority input to clear/open a passage section (e.g. from the firefighting system),
 - Functions: remembering steering signals during the working cycle, sound signalling, diode signalling, automatic calibration

SPECIFICATIONS

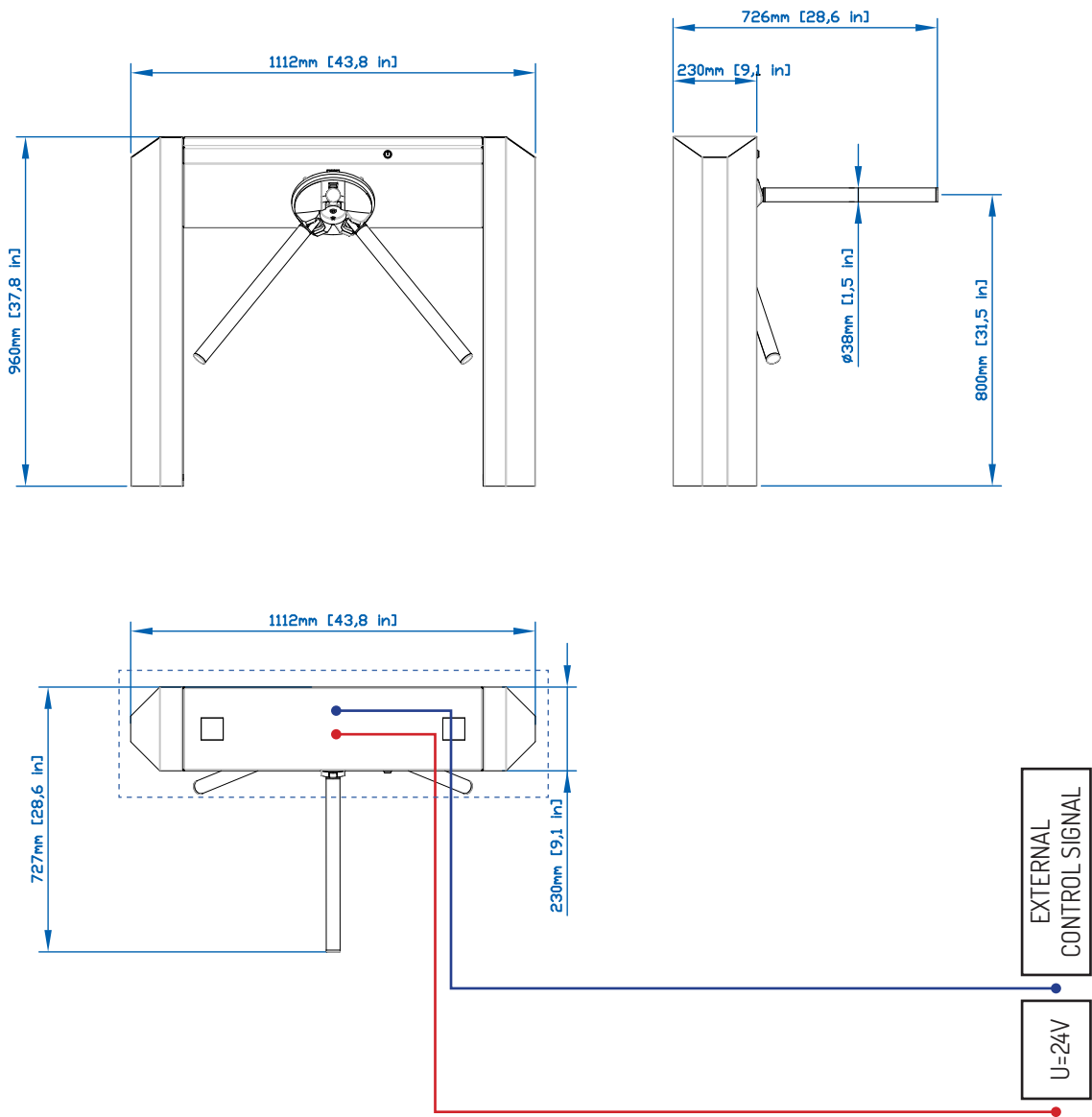
Power supply voltage:	24 V AC
Peak current:	90 W
Minimum power consumption:	3 A
Control signal:	max. 1 sec
Feedback signal:	0V
Operating temperature:	-20° to +50° C [-4° to 122°F]
Storage temperature:	-30° to +60° C [-22° to 140°F]
Relative humidity:	10-80%
Operating environment:	inside/outside of buildings
IP protection rate:	IP 40
Net weight:	-60kg [132 lb]

OPTIONAL EQUIPMENT*

Name	Description
Power supply	Power supply 230/24V or 110/24V
Control panel	Control panel for manual traffic control

* Optional equipment is not included with the device.

DIMENSIONS



- KEY:
- External control signal - S/UTP cable
 - 24 V supply - ØMY wire 3x1.5mm
 - Foundation

Notes: