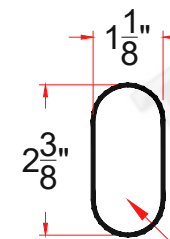


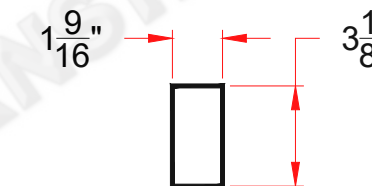
\*\*\* DIMENSIONS MAY VARY SLIGHTLY IN ACTUAL INSTALLATION - FABRICATION CHANGES OR SUBSTITUTIONS RESERVED \*\*\*

Bolt Hole x 8  
Use all (rec.)

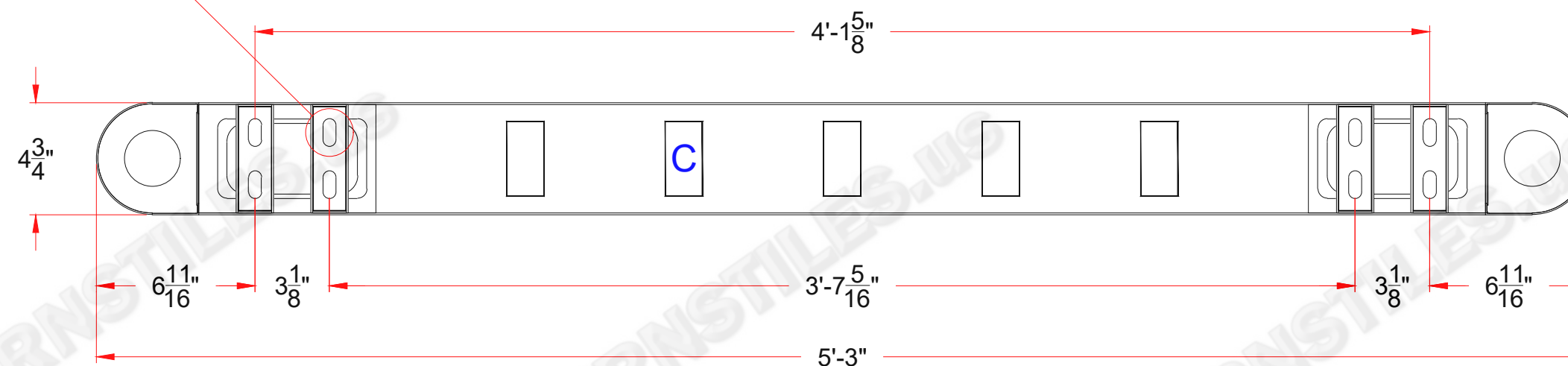


## Cabinet Base Template

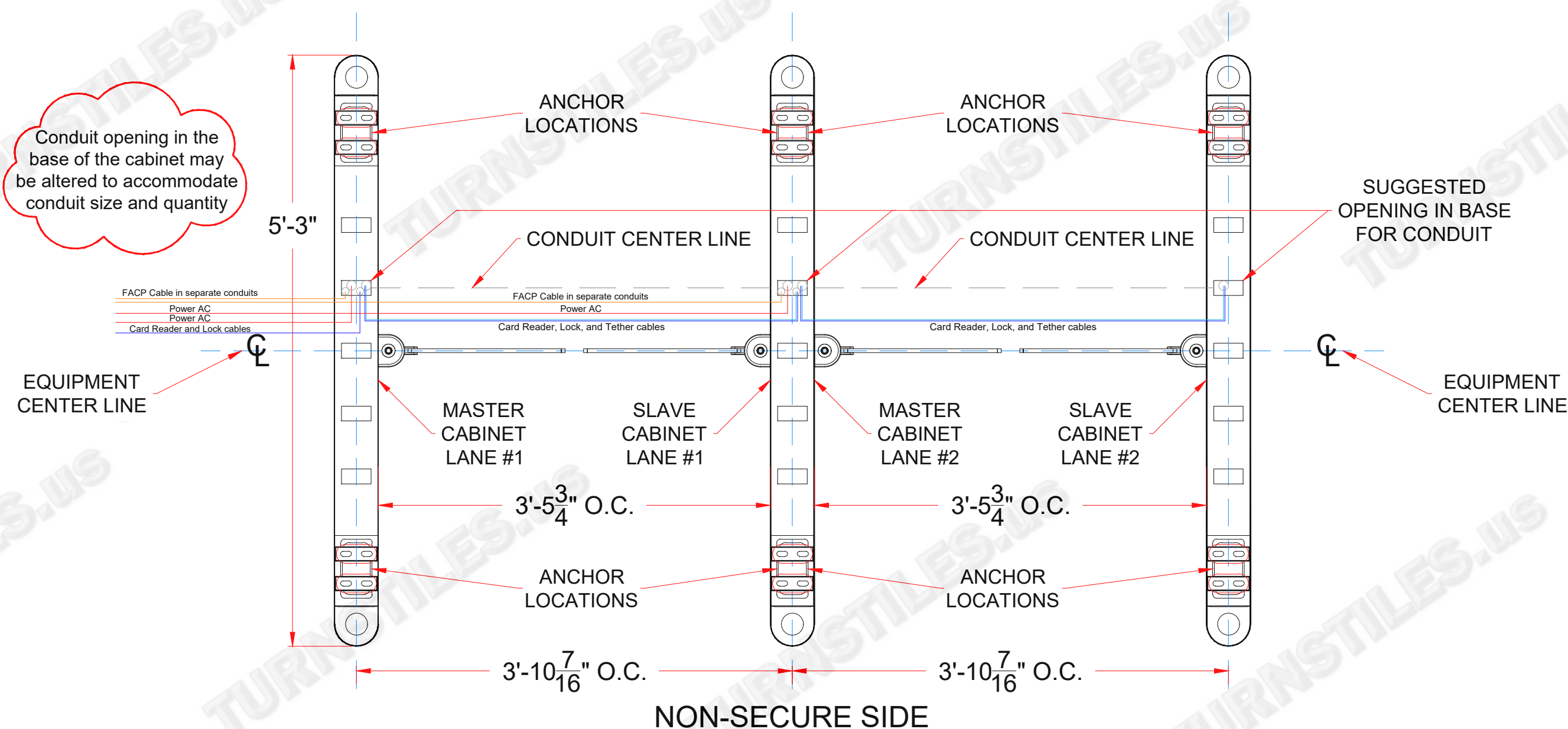
Conduit Opening  
Dimensions



C = Conduit Opening in Base  
On Secure Side



## Conduit Layout (typical) SECURE SIDE



AUTHORIZED SIGNATURE: \_\_\_\_\_

DATE: \_\_\_\_ / \_\_\_\_ / \_\_\_\_

FIRST DRAWN	BY
09-26-23	CJC
REVISED	BY

**COPYRIGHT © TURNSTILES.US**  
Copyright © Turnstiles.us All rights reserved. Reproduction or translation of this work without the express written permission of TURNSTILES.US is unlawful and is an infringement of intellectual property belonging to TURNSTILES.US.  
All drawings and/or designs are restricted for use exclusively with a purchase, installation, and/or support from Turnstiles.us. Any other use of these materials is a violation of copyright law. Request for additional information should be addressed to the Legal Department, Turnstiles.us.

**TURNSTILES.US**

www.TURNSTILES.us

Call 303 670 1099 \* Text 303 918 9787

patrick.mcallister@turnstiles.us

### Anchor, Base, & Conduit Detail

OTSG9000 Turnstiles  
Anchoring & Conduits  
Two ADA Lanes

DWG

OTSG9000  
ABC DETAIL  
2 ADA LANES

09-26-23

SHEET - 1 OF 1