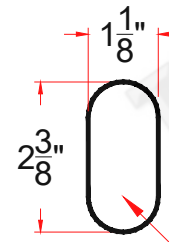


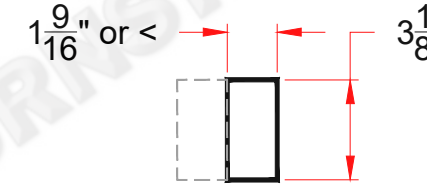
*** DIMENSIONS MAY VARY SLIGHTLY IN ACTUAL INSTALLATION - FABRICATION CHANGES OR SUBSTITUTIONS RESERVED ***

Bolt Hole x 8
Use all (rec.)



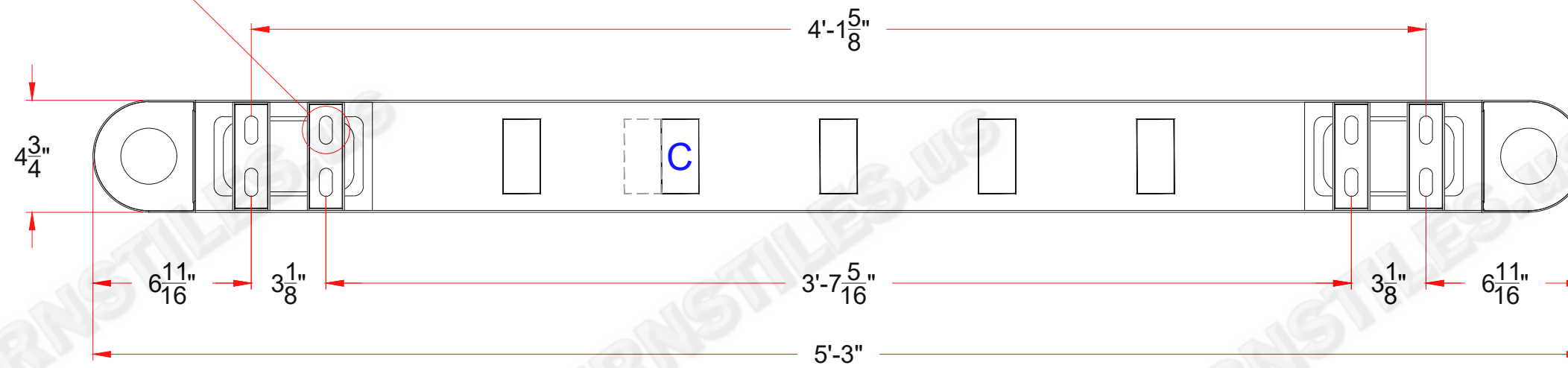
Cabinet Base Template

Conduit Opening Dimensions



C = Conduit Opening in Base
On Secure Side

Conduit opening in the base of the cabinet may be altered but not to exceed the 3 1/8" width of opening



Conduit Layout (typical)

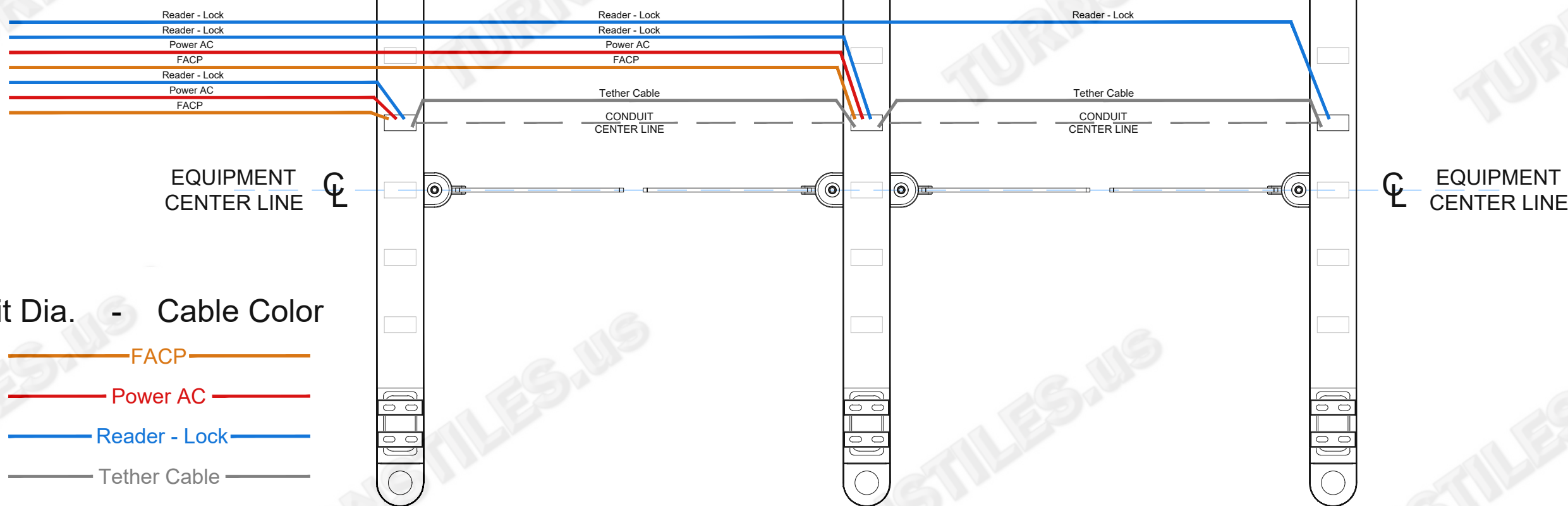
SECURE SIDE

Conduit opening in the base of the cabinet may be altered to accommodate conduit size and quantity

MASTER CABINET LANE #1

SLAVE CABINET LANE #1 / MASTER CABINET LANE #2

SLAVE CABINET LANE #2



Conduit Dia. - Cable Color

- (1/2") - FACP
- (3/4") - Power AC
- (1/2") - Reader - Lock
- (3/4") - Tether Cable

* Consult State or Local jurisdictional agencies regarding FACP connected wiring run in any other way than separate and solitary conduits.

NON-SECURE SIDE

AUTHORIZED SIGNATURE: _____

DATE: ___ / ___ / ___

FIRST DRAWN	BY
09-26-23	CJC
REVISED	BY
09-27-23	CJC
10-02-23	CJC
COPYRIGHT © TURNSTILES.US Copyright © Turnstiles.us All rights reserved. Reproduction or translation of this work without the express written permission of TURNSTILES.US is unlawful and is an infringement of intellectual property belonging to TURNSTILES.US. All drawings and/or designs are restricted for use exclusively with a purchase, installation, and/or support from Turnstiles.us. Any other use of these materials is a violation of copyright law. Request for additional information should be addressed to the Legal Department, Turnstiles.us.	

TURNSTILES.US
 www.TURNSTILES.us
 Call 303 670 1099 * Text 303 918 9787
 patrick.mcallister@turnstiles.us

Anchor, Base, & Conduit Detail	
KING'S HAWAIIAN FLOWERY BRANCH, GA OTSG9000 Turnstiles Anchoring & Conduits	
DWG	KING'S HAWAIIAN OTSG9000 ABC DETAIL REV A
10-02-23	
SHEET - 1 OF 1	