



CANOPY PRODUCTION ORDER

Production begins when this completed form is submitted to your TURNSTILES.us representatives and patrick.mcallister@turnstiles.us



Please fill out an additional page for each different configuration desired. If multiple turnstiles are identical, please indicate the quantity.

Description:

Model #:

Quantity: ___ of ___

Notes:

Client:

Proposal #:

*Contact Name:

*Contact Phone:

*Ship to:

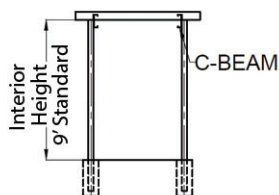
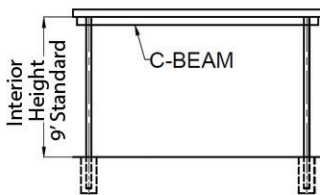
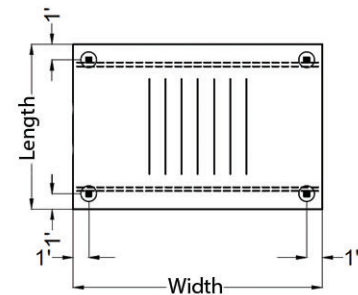
Signature: _____ Date: _____

☐ Approved as marked

☐ Above contact information is correct

1. CANOPY PLAN

Size (Length, Width, Interior Height):

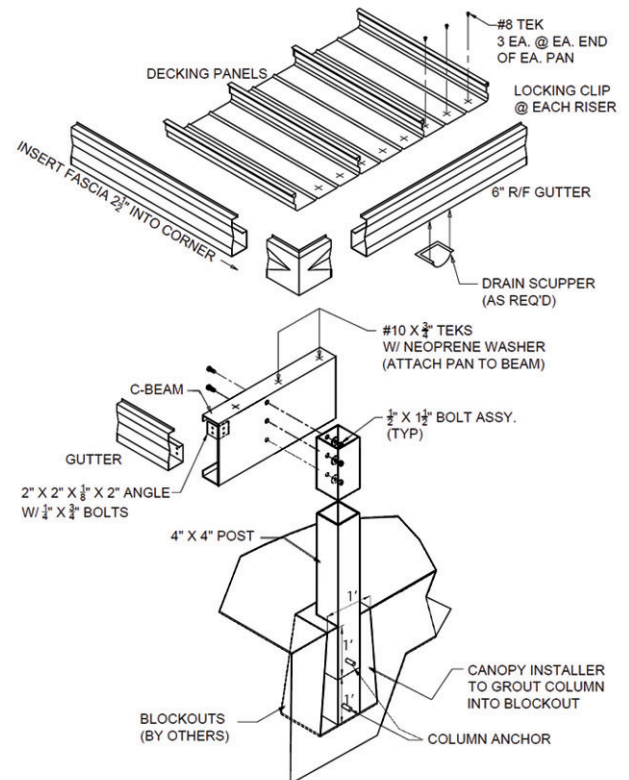


*NOTE: REPRESENTATIONAL
DRAWINGS NOT TO SCALE

2. FINISH COLOR

All colors are a durable baked enamel finish.
Choose one color for each component.

- A) 6" x 2¹³/₁₆" x .050 R/F ALUM. **GUTTER**
☐ WHITE
☐ IVORY
☐ DARK BRONZE
☐ MATTE BLACK
- B) 12" x 3" x .032 R/F ALUM. **FLAT-PAN**
☐ IVORY TOP / WHITE ON BOTTOM
☐ WHITE TOP / IVORY ON BOTTOM
☐ DARK BRONZE TOP / DARK BRONZE ON BOTTOM
☐ WHITE TOP / MATTE BLACK ON BOTTOM
- C) P203 10" x 3" x .156/.188 EXT. ALUM. **C-BEAM**
☐ WHITE
☐ IVORY
☐ DARK BRONZE
☐ MATTE BLACK
- D) 4" x 4" x .125 EXT. ALUM. **POST**
☐ WHITE
☐ IVORY
☐ DARK BRONZE
☐ MATTE BLACK
- E) 2" x 3" x .020 R/F ALUM. **DOWNSPOUT**
☐ WHITE
☐ IVORY
☐ DARK BRONZE
☐ MATTE BLACK



TYPICAL CANOPY ASSEMBLY

3. SHOP DRAWINGS

- A) INCLUDE ENGINEERED SHOP DRAWINGS YES NO
- B) Is the Canopy within 20' of another structure? YES NO
 If yes, please select YES for Shop Drawings