

SWING GATE PRODUCTION ORDER

Production begins when this completed form is submitted to:
your TURNSTILES.us representatives and patrick.mcallister@turnstiles.us

Please fill out an additional page for each different configuration desired. If multiple items are identical, please indicate the quantity.

Description:

Model #:

Quantity: ____

Notes:

Client:

Proposal #:

*Contact Name:

*Contact Phone:

*Ship to:

Signature: _____ Date: _____

☐ Approved as marked

☐ Above contact information is correct

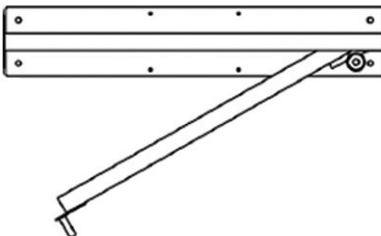
GATE CONFIGURATION

Please select the desired swing for the gate, then select the hardware options.

Gate Swing (Choose One)

☐ Hinge on LEFT when exiting

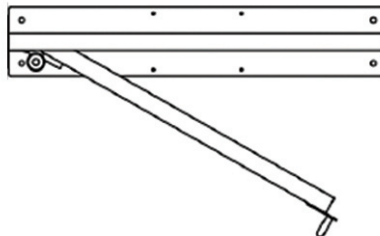
(Secure Side - Inside Going Out)



(Unsecure Side - Outside Going In)

☐ Hinge on RIGHT when exiting

(Secure Side - Inside Going Out)



(Unsecure Side - Outside Going In)

Lock (Choose One)

Note: Manual gates should typically be fail-lock

☐ Fail-Lock (default lock on power loss)

☐ Fail-Open (default unlock on power loss)

Panic Bar (Choose One)

☐ None

☐ Panic Bar

☐ Panic Bar with Local Alarm (Sounds when pushed. Upgrade.)

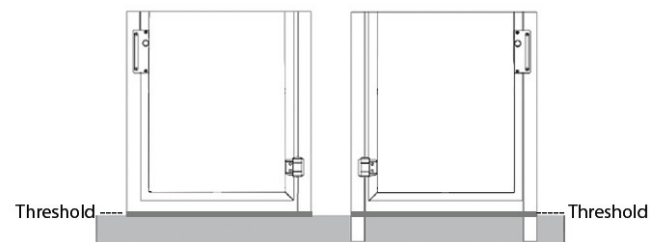
☐ Panic Bar with Signal Switch (Signals when pushed. Upgrade.)

☐ Other: _____

Mounting Type (Choose One)

☐ Surface Mount (threshold bolts down)

☐ Core-Drill Embedment (adds 6" extension to gate legs)



Clear Form